

**THULE**<sup>®</sup>  
SWEDEN

# Safe. Easy. In Style

Towing systems



2012

Product catalogue for professional use

# TABLE OF CONTENTS

	<b>Page</b>
<b>ORDERS AND FITTING SUPPORT</b>	1
<b>THULE TOWBAR SYSTEMS (SALES INFORMATION)</b>	2-3
Fully retractable towbars	Thule MX
Detachable towbars	Thule BMA/BMC
Fixed system	Thule Fixed
Flanged balls with Euro certification	Thule Flange
Thule Connector Kit®: Transport solutions for hybrids and compact cars	4
Bike carriers for hybrids and non-towing compact cars	5
Thule wiring kits - vehicle specific and universal	6
Thule sockets, adapters, plugs (schematic overview)	7
Thule towing accessories and spare parts	8
<b>PRODUCT INFORMATION</b>	
Towbars - by make and vehicle model	9
Flanged balls	66
Accessories, spare parts and universal wiring kits	67
<b>GENERAL CONDITIONS OF SALE</b>	68
<b>QUOTE-CALCULATOR</b>	
<b>LEGEND</b>	

## Ordering service

Telephone	+31 (0) 522 469 555
Fax	+31 (0) 522 469 788
E-mail	<a href="mailto:sales.ttsnl@thule.com">sales.ttsnl@thule.com</a>

Our sales team is at your disposal  
Mondays to Fridays 8:00 to 17:00.


...OR at your Thule towbar wholesaler

## Fitting support

Questions about fitting a Thule towbar or wiring kit? Need help?

Contact our Customer Service team  
Mondays to Fridays 8:00 to 17:00.

Telephone	+31 (0) 522 469 555
Fax	+31 (0) 522 469 788
E-mail	<a href="mailto:aftersales.ttsnl@thule.com">aftersales.ttsnl@thule.com</a>





# Towbar systems

## Thule = a global towbar brand

Each Thule towbar is a top quality product developed with decades of experience.

What does that mean? A clever design, quick to fit and ready for years of intensive use, whether for professional or leisure purposes. And you can select from an up-to-date range covering all applications.

There's a Thule towbar to match every customer need, because the Thule range offers towbars that accommodate each user's preference. In most cases several systems are available for any given type of car.

Give your customer the best choice by using the information supplied below!



### Thule MX – the retractable Thule towbar

### Always there, retractable, invisible

The most convenient towbar system there is; made for those who want a towbar, but don't want to see it.



#### Benefits:

- Ready for use within 2 seconds; can be safely turned out released with one hand (turn, press, locked)
- Safe locking by pressing down
- Safe locking with audible and permanently visible indication (Ergoclick™)
- Safe and handy SmartTurn™ rotating knob:
  - Turn ball away within seconds
  - Knob protected against damage when hitting the ground
- Swings away invisibly behind the bumper, leaving the car aesthetics intact
- The stowed-away ball never gets in the way
- The whole system is hidden behind the bumper, saving space
- No padlock needed
- Extra coated for years of protection
- Provision for breakaway cable invisibly integrated

### Thule BMA/BMC – the removable Thule towbar

### Convenient, safe, invisible

For those who want the towbar out of sight after use, leaving the design of the car unaffected.




Photo: BMA-type

#### Benefits:

- Push-in opening for the ball easy to access behind the car
- Can be safely fitted with one hand (push in, press, locked)
- Safe locking by pressing down
- Locks with audible and permanently visible indication (Ergoclick™, BMA)
- Ball fitted in a matter of seconds
- Safelock™ guarantees positive locking
- Safe and handy SmartTurn™ rotating knob:
  - Remove towbar ball within seconds
  - Knob protected against damage when hitting the ground
- Protected against removal of towbar ball under load
- Removed ball never gets in the way
- Provision for breakaway cable invisibly integrated
- Thule Diagonal@: user friendly, accessible, safe\*

\*: Owing to the Thule Diagonal@ principle used for detachable towbars, each Thule BMA or BMC type towbar combines ease of operation with invisibility. In addition, the system is optimised for loads imposed by bike carriers (mainly vertical) as well as by trailers (mainly horizontal).

ALL towbars in the Thule range offer the following **benefits:**

- Ball made from a single piece of quality steel – no welds
- Quick fitting; in the development of its design, a good fit is the key concern
- Exhaustively tested in our own Test Centres
- Complies with compulsory and recommended standards (e.g. DIN-ISO, ECE R55, Tüv-GS and CARLOS, CityCrash)
- Safe: a Thule towbar always meets the maximum ball pressure allowed and towing weight allowed for the car.
- Wide range, even for the latest models!
- Trusted quality and guarantee of the global Thule brand
- The preferred choice of numerous car manufacturers



ECE R55  
approved

## Thule Fixed – the permanently fitted towbar

## Functional quality

The robust fixed-ball towbar, always ready for use. For professionals and (frequent) users who appreciate functionality and price/performance. Developed and manufactured by the Thule specialists. In other words, with the quality you can recommend to every customer who chooses to use a trailer or full bike carrier with peace of mind. And who doesn't?



### Benefits:

- Towbar always to hand
- Functional reliability at a great price
- Suitable for trailers, caravans and bike carriers
- Proven and sturdy, exhaustively tested
- Provision for breakaway cable invisibly integrated
- Suitable for most car makes and models
- Suitable for all types of bike carriers
- Protected against dirt for years

## Thule Flange – robust, EU-approved flanged balls

## Safety for the specialist

For extra-heavy and off-road duty, Thule offers a full range of flanged balls. Suitable for fitting to passenger cars, commercial vehicles and off-road vehicles. With compulsory EU certification and clear specifications - of course. Where failure is not an option, Thule flanged balls have been relied on for years.



### Benefits:

- Strong and wear resistant, made from a single piece of quality steel.
- Supplied with EU certification number.
- Available in numerous designs, for working vehicles and passenger cars.
- Supplied complete with correct fitting materials, factory plate etc.
- Suitable for trailers, caravans and bike carriers

See page 66 for an overview of the Thule range of flanged balls.

# Carrying solutions for hybrids and compact cars

## Thule Connector® Kit – carrier system for non-towing cars

The number of hybrids and 'green' passenger cars on the roads is growing. Most of these are prevented by law, to be fitted with a towbar (non-towing vehicles). So, no bicycle rack at the rear of the vehicle then? No problem! The unique Thule Connector® Kit is a fully integrated carrier system specially designed for hybrids and non-towing cars.

The unique Thule Connector® Kit is a fully integrated carrier system specially designed for hybrids and non-towing cars.

Highly stable and suitable for all Thule bike carriers available. You will find the data for each vehicle type in the complete overview.

Now you too can respond to this growing market demand with an appropriate Thule solution!



### Benefits:

- With the Thule Connector® Kit, bicycles CAN be transported behind non-towing vehicles
- Available for most types of hybrids and non-towing cars
- Push-in opening for coupling/connector easily accessible behind the car
- Coupling/connector can be safely fitted with one hand (push in, press, locked)
- Can be safely locked by pressing down
- Locks with audible and permanently visible indication (Ergoclick™)
- Special coupling for the EuroClick G2 or EuroClick Ride bike carrier
- Can be combined with other bike carriers using the universal RMC connector
- Coupling/connector fitted within seconds
- Safelock™ guarantees positive locking
- Safe and handy SmartTurn™ rotating knob:
  - Remove coupling/connector within seconds
  - Knob protected against damage when hitting the ground
- Protected against removal of coupling/connector under load
- Removed coupling/connector leaves car design unaffected and never gets in the way
- Coupling/connector incorporates lock; protects against theft
- Thule Diagonal®: user friendly, accessible, safe\*



ECE R55  
approved

### The basic system

The Connector® Kit comprises a sturdy fastening system featuring the well-known Thule Connector® and matching wiring kit.



### Expansion options

The Connector® Kit can be expanded with (as desired):

- Thule EuroClick G2 / or EuroClick Ride bike carriers (see next page) using a special coupling AND/OR
- Universal Rear Mount Connector (RMC): detachable non-towing ball for other bicycle carriers made by Thule and other brands (see figure, article number 9078178).



Thule makes a full range of bike carriers for vehicles with AND without a towbar.

The EuroClick G2 and EuroClick Ride types were developed especially for compact non-towing cars.

These bike carriers fit on the Thule Connector® Kit.

## EuroClick G2 - the premium bike carrier

Specially developed for stable fitting behind hybrids and compact non-towing cars



Carrier weight	17 kg
Maximum load	40 kg
Maximum number of bikes	2
Plug	13-pin
Dimensions (folded)	102x55x30 cm
Article number	9078306

### Benefits:

- User-friendly fitting, dismantles into two parts after use and fits into most boots
- Always fitted horizontally in 1 movement (*Click&Go*)
- Extra safe in traffic owing to large, shifting lamp units
- Quick-lock frame clamp, suitable for almost all bikes
- Adjustable wheel channel to fit all bicycle wheels
- Bicycle wheel secured quickly and safely with handy pump buckles
- Foot-operated tilting function allows access to boot without removing bicycles
- Secure anti-theft lock
- Contemporary design matching modern car styling
- Aluminium construction – Lighter than many comparable designs
- Tested by Thule and safe in terms of applicable standards
- Based on the award-winning EuroWay G2 design (Stiftung Warentest 2011)

## EuroClick Ride - with award winning design

Specially developed for stable fitting behind hybrids and compact non-towing cars



Carrier weight	16 kg
Maximum load	36 kg
Maximum number of bikes	2
Plug	13 polig
Dimensions (folded)	105x58x30 cm
Article number	9078302

### Benefits:

- User-friendly fitting, folds up after use and fits into most boots
- Highly visible in traffic owing to large lamp units
- Frame clamp adjustable to fit almost all bicycles
- Adjustable wheel channel to fit all bicycle wheels
- Bicycle wheel secured by flexible strap
- Manually operated tilting function allows access to boot without removing bicycles
- Secure anti-theft lock
- Aluminium construction – Lighter than many common designs
- Tested by Thule and safe in terms of applicable standards
- Based on the award-winning EuroWay G2 design (Stiftung Warentest 2011)

For E-bikes in particular, there is the EuroPower bicycle carrier with increased carrying capacity (for use on hybrids and light vehicles using the Thule RMC connector). See the general Thule product catalogue or visit [www.thule.com](http://www.thule.com)

# Wiring kits - vehicle specific and universal

## Why use a Thule vehicle-specific kit?

Vehicle electronics are rapidly becoming more complex and therefore more sensitive. This is rapidly increasing the risk of faults and malfunctions.

Thule wiring kits are assembled especially to make fitting quick and easy. This saves you a lot of time and reduces the risk of faults and malfunctions. Moreover, Thule wiring kits are tailored to our Thule towbar systems. Like you, we too dislike 'loose ends' – it's a matter of quality!

### Benefits:


- All original, car-specific options (PDC and TSP, for example) remain unaffected
- No interference with automotive electronics
- Assembly tailored to each vehicle type
- High-quality materials to ensure operational reliability
- Clear fitting instructions
- Fitting materials included
- Simple numbering, easy to find and to order
- Water resistant (13-pin)
- Prepared to satisfy all legal requirements (D/UK/A, 13-pin)



## Universal wiring kits, adapters and plugs

Of course, Thule also offers a wide selection of universal wiring kits. Thule recommends fitting vehicle-specific wiring kits, which fit the type of towbar and vehicle. Thule recommends that universal wiring kits should be fitted only by highly experienced technicians. This is to prevent the occurrence of malfunctions of the electronic system and/or safety hazards due to incorrect fitting. Therefore, Thule cannot guarantee safe and correct operation when a universal wiring kit is fitted.

For a full overview, see page 67.



### Questions about fitting Thule wiring kit? We're happy to help!



Contact our Customer Service team Mondays to Fridays 8:00 to 17:00.  
Telephone + 31 (0) 522 469 555 Fax + 31 (0) 522 469 788



# Sockets, adapters, plugs (schematic overview)

## Which sockets, adapters, plugs?

Use this diagram to find the right combinations of plugs, sockets and adapters of the most frequently used systems.



### Legend



Vehicle side



Adapter type



Trailer side

# Towing accessories and spare parts

## Accessories and spare parts

Thule offers a range of accessories and spare parts to keep the towbar system in good condition. A selection appears below; the rest of the offer can be found on page 67 of this catalogue.

### Dummy sets



Dummy set BMC and BMM  
9077046



Dummy set BMA  
9077070



Dummy set BMA  
(new model)  
907067

### Socket plates



Clamped socket plate for swan neck  
with provision for breakaway cable



Bolted socket plate, right-angle, universal  
9520064




Socket plate, universal  
9520092



Clamped socket plate for gooseneck swan  
neck with provision for breakaway cable  
9077935

### Auxiliary couplings



Auxiliary coupling with slots  
Universal model for all towbars with round  
ball rod. Also suitable for many detachable  
towbar balls. Galvanised. Government  
certification number RDW-28110017  
9077921



Auxiliary coupling for flanged ball  
For flanged balls with 2 or 4 holes  
9077975

### Pouch for towbar



Pouch for towbar ball (textile)  
9078022

### Towbar key set



BMC lock  
Numbered keys  
9077760

You can find more accessories and spare parts on page 67 of this catalogue.





























































































Vehicle data		Towbar data							Wiring kit data											Fitting data																																																																																																																																																																																																																																																																																																																																																																																	
																																																																																																																																																																																																																																																																																																																																																																																																					





Vehicle data		Towbar data							Wiring kit data										Fitting data				
																							
<b>FIAT</b>																							
500 Convertible (incl. TwinAir)	10-		494300	EC	720	5.1	60	⑦	709361		●		●								B	F	V
								⑬	709364		●		●									F	VI
Bravo	95-01		238500*1	EC	1300	7.3	70														B		
Bravo	07-		510200	EC	1300	7.7	90	⑦	709351		●	●	●								B	G	III
								⑬	709352		●		●									G	III
Bravo	07-		484200	EC	1300	7.7	60	⑦	709351		●	●	●								A	G	V
								⑬	709352		●		●									G	V
Croma	05-11		436100	EC	1500	8.9	70	⑦	709301		●		●	●							A	G	V
								⑬	709302		●		●	●								G	VI
Doblò (excl. models with reversingsensors)	00-09		348600	EC	1300	8.33	60	⑦	709211		●		●								A	G	III
								⑬	709214				●									H	V
Doblò	00-09		456600	EC	1300	8.33	60	⑦	709211		●		●								A	G	V
								⑬	709214				●									H	VII
Doblò (excl. "Natural Power" version)	10-		526300	EC	1500	9.2	60	⑦	709391		●		●	●							B	G	III
								⑬	709394		●		●	●								H	IV
Doblò (excl. "Natural Power" version)	10-		526400	EC	1500	9.2	60	⑦	709391		●		●	●							B	G	V
								⑬	709394		●		●	●								H	VI
Doblò (Natural Power/CNG)	11-		541200	EC	1000	7	60	⑦	709391		●		●	●							A	G	V
								⑬	709394		●		●	●								H	VI
Doblò Maxi (excl. models with reversingsensors)	00-10		348600	EC	1300	8.33	60	⑦	709211		●		●								A	G	III
								⑬	709214				●									H	V
Doblò Maxi	00-10		456600	EC	1300	8.33	60	⑦	709211		●		●								A	G	V
								⑬	709214				●									H	VII
Doblò Maxi (excl. Natural Power/CNG)	10-		526300	EC	1500	9.2	60	⑦	709391		●		●	●							B	G	III
								⑬	709394		●		●	●								H	IV
Doblò Maxi (excl. Natural Power/CNG)	10-		526400	EC	1500	9.2	60	⑦	709391		●		●	●							B	G	V
								⑬	709394		●		●	●								H	VI
Doblò Maxi (Natural Power/CNG)	11-		541200	EC	1000	7	60	⑦	709391		●		●	●							A	G	V
								⑬	709394		●		●	●								H	VI
Ducato Pick-up 2WD	94-06		400300	EC	2200	13.3	120	⑦	705071	94-04			●								A	E	III
Ducato Pick-up 2WD (also ordering 9078040)	07-		481900	EC	3000	16.83	120	⑦	709341		●		●								C	H	V
Ducato Van 2WD	94-06		400300	EC	2200	13.3	120	⑦	705061	94-02			●								A	E	III
								⑦	705331	02-06			●									E	III
Ducato Van 2WD	06-		481900	EC	3000	16.83	120	⑦	709331	06-11	●		●								C	H	V
								⑬	709332	06-11	●		●	●								G	VI
								⑦	709401	11-	●		●	●								F	IV
								⑬	709404	11-	●		●	●								H	VI
Ducato Van 2WD	06-		441800	EC	3000	16.83	120	⑦	709331	06-11	●		●								C	H	VIII
								⑬	709332	06-11	●		●	●								G	VIII
								⑦	709401	11-	●		●	●								F	VII
								⑬	709404	11-	●		●	●								H	IX
Fiorino Van (excl. "Natural Power" version)	08-		498000	EC	1300	7.5	75	⑦	709371		●		●								C	G	III
								⑬	709372		●		●									G	IV
Fiorino Van (excl. "Natural Power" version)	08-		498200	EC	1300	7.5	75	⑦	709371		●		●								C	G	IV
								⑬	709372		●		●									G	IV
Fiorino Van (excl. "Natural Power" version)	08-		498100	EC	1300	7.5	75	⑦	709371		●		●								C	G	V
								⑬	709372		●		●									G	VI
Freemont	11-		547100	EC	1800	9.6	80	⑦	704501		●		●								A	G	XII
								⑬	704504		●		●									G	XII
Freemont	11-		547200	EC	1800	9.6	80	⑦	704501		●		●								A	G	XII
								⑬	704504		●		●									G	XII
Grande Punto (excl. Abarth) (excl. "Natural Power" version)	05-		525600	EC	1100	6.7	60	⑦	709311		●		●								B	G	III
								⑬	709312		●		●									G	III
Grande Punto (excl. Abarth) (excl. "Natural Power" version)	05-		525700	EC	1100	6.7	60	⑦	709311		●		●								B	G	V
								⑬	709312		●		●									G	V
Idea	03-07		509500	EC	1200	6.8	80	⑦	709271		●		●								C	F	III
Idea	03-07		434300	EC	1100	7	60	⑦	709271		●		●								B	F	IV

\* As long as available

1 Ball in front of licence plate
































HONDA

Vehicle data		Towbar data							Wiring kit data											Fitting data																																																																																																																																																																																																																																																																																																																																																											
																																																																																																																																																																																																																																																																																																																																																																															




















































Vehicle data		Towbar data								Wiring kit data										Fitting data								
																												
KIA																												
Picanto (TA) (3 doors)	11-		551100		EC				⑦ 720541 ⑬ 720542			●		●			●									F	G	
Picanto (TA) (3 doors)	11-		550600		EC				⑦ 720541 ⑬ 720542			●		●			●										F	G
Picanto (TA) (5 doors)	11-		543400*		EC	700	5.5	28	⑦ 720541 ⑬ 720542			●		●			●								A	F	XII	
Picanto (TA) (5 doors)	11-		543500*	●	EC	700	5.5	28	⑦ 720541 ⑬ 720542			●		●			●								A	F	III IV	
Picanto (TA) (5 doors) THULE CONNECTOR KIT (especially for bicycle carrier)		11-	542944*	●				52	⑬ 720542			●		●			●								A	G	III	
Pro_Cee'd Hatchback (ED) (3 doors)	08-		498600	○	EC	1800	9.1	75	⑦ 720423 <sup>11</sup> ⑬ 720424 <sup>11</sup>			●		●		●									A	G	V V	
Rio Hatchback (DC)	00-05		409300	○	EC	1100	6.4	45	⑦ 720231					●											A	F	II	
Rio Hatchback (DE)	05-09		459400	●	EC	1100	6.4	50	⑦ 720361 ⑬ 720364					●											B	F	III IV	
Rio Hatchback (DE) (5 doors)	09-11		536400	○	EC	1100	6.5	60	⑦ 720361 ⑬ 720364					●											A	F	I II	
Rio Hatchback (DE) (5 doors)	09-11		536500	○	EC	1100	6.5	60	⑦ 720361 ⑬ 720364					●											A	F	III IV	
Rio Saloon (DC)	03-05		409300	○	EC	1100	6.4	45	⑦ 720231					●											A	F	II	
Rio Saloon (DE)	05-09		459500	○	EC	1100	6.4	50	⑬ 720372*					●											B	F	III	
Rio Saloon (DE)	05-09		459400	●	EC	1100	6.4	50	⑬ 720372*					●											B	F	IV	
Sephia II Saloon (FB)	98-01		355300	○	EC	1350	7.3	70	⑦ 765011 ⑬ 765022					●			●								B	U		
Shuma Hatchback (FB)	98-04		355300	○	EC	1350	7.3	70	⑦ 765011 ⑬ 765022					●			●								B	U		
Sorento (BL)	02-06		411500	●	EC	2940	14.1	120	⑦ 720281 ⑬ 720284					●											B	E	III III	
Sorento (BL)	02-06		411600	●	EC	2940	14.1	120	⑦ 720281 ⑬ 720284					●											B	E	V V	
Sorento (JC)	06-09		477500	●	EC	3500	14.9	140	⑦ 720411 ⑬ 720414					●		●									B	F	III V	
Sorento (JC)	06-09		477600	●	EC	3500	14.9	140	⑦ 720411 ⑬ 720414					●		●									B	F	VI VII	
Sorento (XM) (excl. models with level regulator)		09-	520500	●	EC	2500	12.3	100	⑦ 720523 ⑬ 720524			●		●		●									C	G	IV V	
Sorento (XM) (excl. models with level regulator)		09-	520600	●	EC	2500	12.3	100	⑦ 720523 ⑬ 720524			●		●		●										C	G	VI VII
Soul	08-		507000	●	EC	1300	7.5	52	⑦ 720481 ⑬ 720484					●		●		●							A	F	IV VI	
Sportage (3 + 5 doors)		94-03	250100		EC	2000	9.9	70	⑦ 766011 ⑬ 766012								●								B	U		
Sportage (JE) (5 doors)		04-10	444100	○	EC	2000	10.3	80	⑦ 720331 ⑬ 720494					●											B	E	II IV	
Sportage (JE) (5 doors)		04-10	464200	○	EC	2000	10.3	80	⑦ 720331 ⑬ 720494					●											B	E	IV VI	
Sportage (SL)		10-	529300	○	EC	2200	10.7	80	⑦ 720533 ⑬ 720534			●		●		S									C	H	V V	
Sportage (SL)		10-	529400	●	EC	2200	10.7	80	⑦ 720533 ⑬ 720534			●		●		S										C	H	VII VII
Venga (YN)		09-	536800	○	EC	1300	7.7	75	⑦ 720503 ⑬ 720504					●		S										C	H	III IV
Venga (YN)		09-	536900	○	EC	1300	7.7	75	⑦ 720503 ⑬ 720504					●		S										C	H	VI VI








































































































Vehicle data		Towbar data							Wiring kit data											Fitting data		
																						
<b>MERCEDES</b>																						
Sprinter Minibus (3T/3.5T) (SWB 3250mm) (for vehicles with & without footboard)	06-		<b>511200</b>		EC	3500	17.20	140	 	<b>727473</b> <b>727474</b>			●	●	●	●	○		A	G	IV	
Sprinter Minibus (3T/3.5T/4.6T) (incl. XL) (MWB 3665mm, LWB 4350mm) (only vehicle with footboard)	06-		<b>511300</b>		EC	3500	17.20	140	 	<b>727473</b> <b>727474</b>			●	●	●	●	○	●	A	G	V	
Sprinter Minibus (3T/3.5T/4.6T) (incl. XL) (MWB 3665mm, LWB 4350mm) (only vehicle without footboard)	06-		<b>511200</b>		EC	3500	17.20	140	 	<b>727473</b> <b>727474</b>			●	●	●	●	○	●	A	G	IV	
Sprinter Van (3T/3.5T) (SWB 3250mm) (for vehicles with & without footboard)	06-		<b>511200</b>		EC	3500	17.20	140	 	<b>727473</b> <b>727474</b>			●	●	●	●	○	●	A	G	IV	
Sprinter Van (3T/3.5T/4.6T) (incl. XL) (MWB 3665mm, LWB 4350mm) (only vehicle with footboard)	06-		<b>511300</b>		EC	3500	17.20	140	 	<b>727473</b> <b>727474</b>			●	●	●	●	○	●	A	G	V	
Sprinter Van (3T/3.5T/4.6T) (incl. XL) (MWB 3665mm, LWB 4350mm) (only vehicle without footboard)	06-		<b>511200</b>		EC	3500	17.20	140	 	<b>727473</b> <b>727474</b>			●	●	●	●	○	●	A	G	IV	
Vaneo	02-		<b>375300</b>		EC	1200	7.4	50		<b>727353</b>				●					A	H	III	
Viano (W638) (excl. models with reversingsensors)	96-03		<b>270500</b>	●	EC	2000	11.7	75	 	<b>727071</b> <b>727221</b>			●		●				A	H	III	
Viano (W638) (excl. models with reversingsensors)	96-03		<b>330500</b>	○	EC	2000	11.7	75	 	<b>727071</b> <b>727221</b>			●		●				A	H	V	
Viano (W639)	03-10		<b>419000</b>	○	EC	2500	13.3	100	 	<b>727453</b> <b>727454</b>			●		●				A	G	III	
Viano (W639)	03-10		<b>419200</b>		EC	2500	13.3	100	 	<b>727453</b> <b>727454</b>			●		●				A	G	IV	
Viano (W639)	03-10		<b>479100</b>	○	EC	2500	13.3	100	 	<b>727453</b> <b>727454</b>			●		●				A	G	V	
Viano (W639) (BlueEFFICIENCY)	11-		<b>459000</b>	○	EC	2500	13.3	100	 	<b>727563</b> <b>727564</b>			●	●	●	S			A	H	IV	
Viano (W639) (BlueEFFICIENCY)	11-		<b>540200</b>	●	EC	2500	13.3	100	 	<b>727563</b> <b>727564</b>			●	●	●	S			A	H	V	
Vito (W638) (excl. models with reversingsensors)	96-03		<b>270500</b>	●	EC	2000	11.7	75	 	<b>727071</b> <b>727221</b>			●		●				A	H	III	
Vito (W638) (excl. models with reversingsensors)	96-03		<b>330500</b>	○	EC	2000	11.7	75	 	<b>727071</b> <b>727221</b>			●		●				A	H	V	
Vito (W639) (up to chassis number ending 132 224)	03-05		<b>419000</b>	○	EC	2500	13.3	100	 	<b>727453</b> <b>727454</b>			●		●				A	G	III	
Vito (W639)	03-		<b>419200</b>		EC	2500	13.3	100	   	<b>727453</b> <b>727454</b> <b>727563</b> <b>727564</b>	03-10 03-10 11- 11-	●		●		●	S S			A	G	IV
Vito (W639) (up to chassis number ending 132 224)	03-05		<b>479100</b>	○	EC	2500	13.3	100	 	<b>727453</b> <b>727454</b>			●		●				A	G	V	
Vito (W639) (from chassis number 132 225)	05-		<b>459000</b>	○	EC	2500	13.3	100	   	<b>727453</b> <b>727454</b> <b>727563</b> <b>727564</b>	05-10 05-10 11- 11-	●		●		●	S S			A	G	III
Vito (W639) (from chassis number 132 225)	05-		<b>479200</b>	○	EC	2500	13.3	100	   	<b>727453</b> <b>727454</b> <b>727563</b> <b>727564</b>	05-10 05-10 11- 11-	●		●		●	S S			A	G	V
<b>MG</b>																						
ZR	00-05		<b>266500</b>	○	EC	1200	6.8	70												B		
ZT	99-05		<b>258700</b>		EC	1600	9.15	100												A		
ZT-T	01-05		<b>368700*</b>	○	EC	1700	9.3	100												A		

\* As long as available









Vehicle data			Towbar data							Wiring kit data										Fitting data					
<b>OPEL</b>																									
Agila	00-08		372700	●	EC	800	5.65	35	⑦	751191						●							B	E	II
Agila	00-08		372800	●	EC	800	5.65	35	⑦	751191						●							B	E	IV
Agila (only for 1.2 Liter petrol version)	08-		498900		EC	200	4.2	50	⑦ ⑬	751311 751314						●						#	F	III IV	
Agila (only for 1.2 Liter petrol version)	08-		499000	○	EC	200	4.2	50	⑦ ⑬	751311 751314						●						#	F	V VI	
Agila THULE CONNECTOR KIT	08-		514947	○				52	⑦	751311						●						#	F	IV	
Agila THULE CONNECTOR KIT	08-		514944	○				52	⑬	751314						●						#	F	VI	
Antara (excl. models with Flex-Fix system)	06-		463800		EC	2000	11	80	⑦ ⑬ ⑦ ⑬ ⑦ ⑬	735783 <sup>7</sup> 735784 <sup>7</sup> 707213 707214 735783 <sup>7</sup> 735784 <sup>7</sup>	06-08 06-08 06-11 06-11 11- 11-						● ● ● ● ● ●					● ● ● ● ● ●	B	F	II II IV V II II
Antara (excl. models with Flex-Fix system)	06-		463900	○	EC	2000	11	80	⑦ ⑬ ⑦ ⑬ ⑦ ⑬	735783 <sup>7</sup> 735784 <sup>7</sup> 707213 707214 735783 <sup>7</sup> 735784 <sup>7</sup>	06-08 06-08 06-11 06-11 11- 11-						● ● ● ● ● ●					● ● ● ● ● ●	B	F	V V VII VII V V
Arena	97-01		334400*		EC	2000	11.8	80	⑦ ⑬	765011 765022						● ●						A	U	U	
Astra F Caravan (Estate)	91-98		199100	○	EC	1500	8.1	75	⑦	735071						●						A	F	I	
Astra G Caravan (Estate)	98-04		300000		EC	1500	8.5	75	⑦ ⑦ ⑦ ⑬	735103 <sup>15</sup> 735083 <sup>*16</sup> 735111* 735112 <sup>17</sup>	98-99 00-04 00-04	● ● ●				● ● ● ●				●	A	G	II I I II		
Astra G Caravan (Estate)	98-04		300100		EC	1500	8.5	75	⑦ ⑦ ⑦ ⑬	735103 <sup>15</sup> 735083 <sup>*16</sup> 735111* 735112 <sup>17</sup>	98-99 00-04 00-04	● ● ● ●				● ● ● ●				●	A	G	III III III III		
Astra H Caravan (Estate)	04-10		440000		EC	1650	9.5	75	⑦ ⑬ ⑦ ⑬	735713 735714 735723 <sup>18</sup> 735724 <sup>18</sup>		● ●	● ●	○ ○	● ●	● ●	● ●	● ●				A	F	II III III III	
Astra H Caravan (Estate)	04-10		440600		EC	1650	9.5	75	⑦ ⑬ ⑦ ⑬	735713 735714 735723 <sup>18</sup> 735724 <sup>18</sup>		● ●	● ●	○ ○	● ●	● ●	● ●	● ●				A	F	IV V V V	
Astra J Sports Tourer	10-		539600	○	EC	1800	9.6	75	⑦ ⑬	735863 735864		● ●	● ●	● ●	● ●	● ●	● ●					B	G	III III	
Astra J Sports Tourer	10-		539700	●	EC	1800	9.6	75	⑦ ⑬	735863 735864		● ●	● ●	● ●	● ●	● ●	● ●					B	G	V VI	
Astra G Coupé	00-06		417300		EC	1500	8.5	75	⑬	735112 <sup>17</sup>		●				●						A	F	II	
Astra G Coupé	00-06		417400	○	EC	1500	8.5	75	⑬	735112 <sup>17</sup>		●				●						A	F	IV	
Astra GTC	05-		454000		EC	1650	9.5	75	⑦ ⑦ ⑬	735793 <sup>18</sup> 735713 735714		● ● ●	● ●	○ ○	● ●	● ●	● ●	● ●				A	H	III II III	
Astra GTC	05-		434100		EC	1650	9.5	75	⑦ ⑦ ⑬	735793 <sup>18</sup> 735713 735714		● ● ●	● ●	○ ○	● ●	● ●	● ●	● ●				A	H	V IV IV	
Astra F Hatchback	91-98		187000*	○	EC	1500	8.1	75														A			
Astra G Hatchback	98-03		417300		EC	1500	8.5	75	⑦ ⑦ ⑬	735093 <sup>15</sup> 735083 <sup>*16</sup> 735111* 735112 <sup>17</sup>	98-99 00-03 00-03	● ● ●				● ● ●				●	A	G	II II I II		

\* As long as available

7 For cars with prepared connector outside the car  
15 If check-control also order extension kit for Opel: 761559  
16 Opel with prepared connector 9-pins black  
17 Opel with prepared connector 12-pins black  
18 For cars without REC









PEUGEOT

































































































Vehicle data		Towbar data							Wiring kit data										Fitting data			
🚗	↔	📶	🔄	✂️	✅	🚐	D	📦	⊗	🔌	↔	⚡	CAN	⚡	➡	⚡	🔌	🔌	€			
<b>PEUGEOT</b>																						
307 Hatchback	01-07	📶	417800	⊗	EC	1800	9	73	⑦ 738281 ⑬ 738282* ⑦ 738351	01-05 01-05 05-07	•			•			•		A	F	I	
307 Hatchback	01-07	📶	417900	●	EC	1800	9	75	⑦ 738281 ⑬ 738282* ⑦ 738351	01-05 01-05 05-07	•			•			•		A	F	III	
307 SW (excl. models with reversingsensors)	01-08	📶	360900	⊗	EC	1700	9.1	60	⑦ 738301 ⑬ 738302 ⑦ 738361 ⑬ 738362	01-05 01-05 05-08 05-08	•			•			•		A	F	I	
307 SW	01-08	📶	361000	●	EC	1700	9.1	60	⑦ 738301 ⑬ 738302 ⑦ 738361 ⑬ 738362	01-05 01-05 05-08 05-08	•			•			•		A	F	III	
308 Hatchback (excl. XT/Féline models)	07-11	📶	417800	⊗	EC	1800	9	73	⑦ 738453 ⑬ 738454 ⑦ 738503 ⑬ 738504	07-08 07-08 09-11 09-11	•	•	•	⊗					A	H	III	
308 Hatchback (XT/Féline models)	07-11	📶	515800	⊗	EC	1800	9	73	⑦ 738453 ⑬ 738454 ⑦ 738503 ⑬ 738504	07-08 07-08 09-11 09-11	•	•	•	⊗					B	H	XII	
308 Hatchback	07-	📶	417900	●	EC	1800	9	75	⑦ 738453 ⑬ 738454 ⑦ 738503 ⑬ 738504	07-08 07-08 09- 09-	•	•	•	⊗					A	H	V	
308 SW (excl. models with reversingsensors)	07-	📶	497000		EC	1700	9.6	74	⑦ 738453 ⑬ 738454 ⑦ 738503 ⑬ 738504	07-08 07-08 09- 09-	•	•	•	⊗					A	H	III	
308 SW	07-	📶	497100		EC	1700	9.6	74	⑦ 738453 ⑬ 738454 ⑦ 738503 ⑬ 738504	07-08 07-08 09- 09-	•	•	•	⊗					A	H	V	
405 Break (Estate)	88-96	📶	197800*		EC	1200	7	65											A			
406 Break (Estate)	96-04	📶	335200		EC	1700	9.3	80	⑦ 738121 ⑦ 738151 ⑬ 738152	96-99 96-99 99-04			•				•		A	F	II	
406 Break (Estate)	96-04	📶	335300		EC	1700	9.3	80	⑦ 738121 ⑦ 738151 ⑬ 738152	96-99 96-99 99-04			•				•		A	F	III	
406 Saloon	95-04	📶	278600		EC	1700	9.2	80	⑦ 738111 ⑦ 738141	95-99 99-04			•						A	F	II	
406 Saloon	95-04	📶	278700*		EC	1700	9.2	80	⑦ 738111 ⑦ 738141	95-99 99-04			•						A	F	III	
407 Saloon	04-08	📶	401500		EC	1900	9.55	75	⑦ 738463 ⑬ 738464		•	•	•	•					A	H	III	
407 Saloon	04-08	📶	437200	⊗	EC	1724	9.55	75	⑦ 738463 ⑬ 738464		•	•	•	•				•		A	H	IV
407 Saloon	04-08	📶	437200	⊗	EC	1724	9.55	75	⑦ 738463 ⑬ 738464		•	•	•	•				•		A	H	V
407 Saloon	08-11	📶	510400		EC	1900	10.15	75	⑦ 738433 ⑬ 738434		•	•	•	•					B	G	VI	
407 SW (Estate)	04-11	📶	495900		EC	1600	9.5	75	⑦ 738463 ⑬ 738464 ⑦ 738433 ⑬ 738434	04-08 04-08 08-11 08-11	•	•	•	•			•		C	H	V	

\* As long as available

















































PORSCHE

Vehicle data		Towbar data								Wiring kit data											Fitting data			
																								
<b>PEUGEOT</b>																								
Expert	95-06		<b>316600</b>	<input checked="" type="checkbox"/>	EC	1900	10.2	80		<b>705081</b>												A	E	II
Expert (excl. models with level regulator)	07-		<b>480900</b>	<input checked="" type="checkbox"/>	EC	2000	12.2	122		<b>705513</b> 		<input checked="" type="checkbox"/>	<input checked="" type="checkbox"/>									A	F	III
Expert (excl. models with level regulator)	07-		<b>481000</b>	<input checked="" type="checkbox"/>	EC	2000	12.2	122		<b>705513</b> 		<input checked="" type="checkbox"/>	<input checked="" type="checkbox"/>									A	F	V
Expert (with level regulator)	08-		<b>503900</b>	<input checked="" type="checkbox"/>	EC	2000	12.2	122		<b>705513</b> 		<input checked="" type="checkbox"/>	<input checked="" type="checkbox"/>									B	F	III
Expert (with level regulator)	08-		<b>504000</b>	<input checked="" type="checkbox"/>	EC	2000	12.2	122		<b>705513</b> 		<input checked="" type="checkbox"/>	<input checked="" type="checkbox"/>									B	F	VI
Expert	07-		<b>504100</b>		EC	2000	12.2	122		<b>705513</b> 		<input checked="" type="checkbox"/>	<input checked="" type="checkbox"/>									B	F	IV
Partner	97-08		<b>268600</b>	<input checked="" type="checkbox"/>	EC	1100	7	70		<b>705011</b> 	97-02			<input checked="" type="checkbox"/>								A	F	I
Partner	97-08		<b>455600</b>	<input checked="" type="checkbox"/>	EC	1100	7	70		<b>705011</b> 	97-02			<input checked="" type="checkbox"/>								A	F	IV
Partner (short version)	08-		<b>505400</b>		EC	1300	7.83	70		<b>705513</b> 		<input checked="" type="checkbox"/>	<input checked="" type="checkbox"/>									A	F	III
Partner (short version)	08-		<b>505500</b>		EC	1300	7.83	70		<b>705513</b> 		<input checked="" type="checkbox"/>	<input checked="" type="checkbox"/>									A	F	V
Partner Tepee	08-		<b>505400</b>		EC	1300	7.83	70		<b>705513</b> 		<input checked="" type="checkbox"/>	<input checked="" type="checkbox"/>									A	F	III
Partner Tepee	08-		<b>505500</b>		EC	1300	7.83	70		<b>705513</b> 		<input checked="" type="checkbox"/>	<input checked="" type="checkbox"/>									A	F	V
Partner Tepee Outdoor	08-		<b>505400</b>		EC	1300	7.83	70		<b>705513</b> 		<input checked="" type="checkbox"/>	<input checked="" type="checkbox"/>									A	F	III
Partner Tepee Outdoor	08-		<b>505500</b>		EC	1300	7.83	70		<b>705513</b> 		<input checked="" type="checkbox"/>	<input checked="" type="checkbox"/>									A	F	V
<b>PORSCHE</b>																								
Cayenne	02-		<b>359000</b>	<input checked="" type="checkbox"/>	EC	3500	16.3	140														A		
<b>RENAULT</b>																								
Clio (incl. 16V)	90-98		<b>195500</b> <sup>1</sup>		RDW	1000		50		<b>741001</b>	96-98			<input checked="" type="checkbox"/>								B	G	II
Clio (excl. Sport V6)	98-05		<b>255500</b>		EC	1200	6.2	75		<b>741011</b> 	98-01			<input checked="" type="checkbox"/>								A	E	I
Clio (excl. Sport V6)	98-05		<b>255000</b>	<input checked="" type="checkbox"/>	EC	1200	6.2	75		<b>741011</b> 	98-01			<input checked="" type="checkbox"/>								A	E	III
Clio (excl. RS/GT)	05-		<b>445000</b>		EC	1200	7	75		<b>742471</b> 	05-09			<input checked="" type="checkbox"/>								A	G	II
Clio (excl. RS/GT)	05-		<b>445100</b>	<input checked="" type="checkbox"/>	EC	1200	7	75		<b>742471</b> 	05-09			<input checked="" type="checkbox"/>								A	G	III
Clio Estate.	08-		<b>500500</b>		EC	1200	7.6	75		<b>742651</b> 				<input checked="" type="checkbox"/>								A	G	II
Clio Estate.	08-		<b>500600</b>		EC	1200	7.6	75		<b>742651</b> 				<input checked="" type="checkbox"/>								A	G	IV
Espace (J66/JE)	96-02		<b>299200</b>	<input checked="" type="checkbox"/>	EC	2100	11.7	85		<b>742041</b> 	97-98	<input checked="" type="checkbox"/>	<input checked="" type="checkbox"/>									A	G	III
Espace (short wheel base)	02-		<b>327400</b>	<input checked="" type="checkbox"/>	EC	2000	11.3	80		<b>742361</b> 				<input checked="" type="checkbox"/>								B	G	II
Espace (short wheel base)	02-		<b>327500</b>	<input checked="" type="checkbox"/>	EC	2000	11.3	80		<b>742361</b> 				<input checked="" type="checkbox"/>								B	G	V
Grand Espace (J66/JE)	96-02		<b>299200</b>	<input checked="" type="checkbox"/>	EC	2100	11.7	85		<b>742041</b> 	97-98	<input checked="" type="checkbox"/>	<input checked="" type="checkbox"/>									A	G	III
Grand Espace (J66/JE)	96-02		<b>299200</b>	<input checked="" type="checkbox"/>	EC	2100	11.7	85		<b>742051</b>	99-02											A	G	III

1 Ball in front of licence plate
























































# RENAULT

Vehicle data		Towbar data							Wiring kit data								Fitting data		
																			
<b>RENAULT</b>																			
Laguna Hatchback	01-07		361200		EC	1500	8.5	75	⑦ 741031 ⑬ 741032 ⑬ 742462	01-05 01-05 05-07	● ● ●	● ● ●				● ● ●	A G F	F II II	
Laguna Hatchback	01-07		361300		EC	1500	8.5	75	⑦ 741031 ⑬ 741032 ⑬ 742462	01-05 01-05 05-07	● ● ●	● ● ●				● ● ●	A G F	III IV IV	
Laguna Hatchback	07-		448400*	○	EC	1500	8.8	75	⑦ 742553 ⑬ 742554		● ●	● ●	● ●	● ●			A G	III IV	
Laguna Hatchback	07-		509100	○	EC	1500	8.8	75	⑦ 742553 ⑬ 742554		● ●	● ●	● ●	● ●			A G	III IV	
Laguna Hatchback	07-		448500	○	EC	1500	8.8	75	⑦ 742553 ⑬ 742554		● ●	● ●	● ●	● ●			A G	V V	
Laguna Hatchback	07-		494000	○	EC	1500	8.8	75	⑦ 742553 ⑬ 742554		● ●	● ●	● ●	● ●			# G	X XI	
Master Chassis Cabine (double wheels) (front wheel drive)	10-		547400		EC	3500	17.3	120	⑦ 742773 <sup>4</sup> ⑬ 742774 <sup>4</sup> ⑦ 742783 <sup>2</sup> ⑬ 742784 <sup>2</sup>								B F F F	XII XII XII XII	
Master Chassis Cabine (single wheels) (front wheel drive)	10-		542800		EC	3000	15.8	100	⑦ 742773 <sup>4</sup> ⑬ 742774 <sup>4</sup> ⑦ 742783 <sup>2</sup> ⑬ 742784 <sup>2</sup>								B F F F	XII XII XII XII	
Master Pick-Up	98-10		286800		EC	2300	13.7	100	⑦ 766011 ⑬ 766012								A U U		
Master Van	98-10		281800		EC	2300	14.3	100	⑦ 742101 ⑦ 742421	98-03 04-10		● ●					A G	II II	
Master Van (front wheel drive) (for vehicles with & without footboard)	10-		532400	●	EC	3000	14.3	100	⑦ 742763 ⑬ 742764			● ●					B F F	III III III	
Mégane Break (Estate)	99-03		323000		EC	1350	7.5	75	⑦ 742181			●					A	G II	
Mégane Coupé-Convertible (excl. models with reversingsensors)	03-10		426300	○	EC	1200	7.5	75	⑦ 742451 ⑬ 742454		● ●	● ●					C F F	V VI	
Mégane Coupé (3 doors) (excl. GT)	09-		512500		EC	1350	8.1	75	⑬ 742674		●	●	S				B	H V	
Mégane Coupé (3 doors) (excl. GT)	09-		512600	○	EC	1350	8.1	75	⑬ 742674		●	●	S				B	H VII	
Mégane Grand Tour (Estate)	03-09		523100	○	EC	1300	7.8	75	⑦ 742391 ⑬ 742392			● ●					B G	I II	
Mégane Grand Tour (Estate)	03-09		523200	○	EC	1300	7.8	75	⑦ 742391 ⑬ 742392			● ●					B G	IV V	
Mégane Hatchback	96-02		323700		EC	1300	7.2	65	⑦ 742111 ⑦ 742121	96-98 99-02		● ●					A F	II II	
Mégane Hatchback (3 + 5 doors) (excl. RS/GT)	03-08		512500		EC	1350	8.1	75	⑦ 742371 ⑦ 742491 ⑬ 742494	03-05 06-08 06-08		● ● ●			●		B G G	III II IV	
Mégane Hatchback (3 + 5 doors) (excl. RS/GT)	03-08		512600	○	EC	1350	8.1	75	⑦ 742371 ⑦ 742491 ⑬ 742494	03-05 06-08 06-08		● ● ●			●		B G G	V IV VI	
Mégane Hatchback (5 doors) (excl. RS/GT)	09-		512500		EC	1350	8.1	75	⑦ 742661 ⑬ 742664 ⑦ 742733 <sup>12</sup> ⑬ 742734 <sup>12</sup>		● ● ● ●	● ○ ● ●	S S S S				B H G G	IV V IV IV	
Mégane Hatchback (5 doors) (excl. RS/GT)	09-		512600	○	EC	1350	8.1	75	⑦ 742661 ⑬ 742664 ⑦ 742733 <sup>12</sup> ⑬ 742734 <sup>12</sup>		● ● ● ●	● ○ ● ●	S S S S				B H G G	VI VII VI VI	
Mégane Saloon	03-08		426300	○	EC	1200	7.5	75	⑦ 742381			●					C	F IV	
Mégane Scénic	96-01		265800		EC	1400	8	75	⑦ 742131 ⑬ 742134 ⑦ 742141	96-99 96-99 99-01		● ● ●					A H G	II III II	

\* As long as available

2 For cars without prepared connector  
4 For cars with prepared connector  
12 Generation version

Vehicle data		Towbar data							Wiring kit data										Fitting data							
																										
<b>RENAULT</b>																										
Mégane Scénic	96-01		265900	EC	1400	8	75	⑦ ⑬ ⑦	742131 742134 742141	96-99 96-99 99-01				●									A	G	IV	
Mégane Sport Tourer (Estate)	09-		523100	EC	1300	7.8	75	⑦ ⑬	742683 742684		●		●		S								B	H	III	
Mégane Sport Tourer (Estate)	09-		523200	EC	1300	7.8	75	⑦ ⑬	742683 742684		●		●		S								B	H	VI	
Modus (excl. for models with bicyclecarrier preparation)	04-08		361800	EC	900	5.77	75	⑦	742431				●										A	F	I	
Modus (excl. for models with bicyclecarrier preparation)	08-		480100	EC	900	5.77	75	⑦	742431				●										A	F	II	
Modus (excl. for models with bicyclecarrier preparation)	04-		480200	EC	900	5.77	75	⑦	742431				●										A	F	IV	
Scénic	01-03		385800	EC	1400	8	75	⑦	742141				●										B	G	II	
Scénic	01-03		385900	EC	1400	8	75	⑦	742141				●										B	G	IV	
Scénic	03-		512500	EC	1350	8.1	75	⑦ ⑬ ⑦ ⑬	742401 742412 742711 742694	03-09 03-09 09- 09-	●		●	●	S			●				B	G	II		
Scénic	03-		512600	EC	1350	8.1	75	⑦ ⑬ ⑦ ⑬	742401 742412 742711 742694	03-09 03-09 09- 09-	●		●	●	S			●				B	G	IV		
Scénic RX4	00-03		345800	EC	1300	7.74	65	⑦	742141				●										B	G	IV	
Trafic Van (front wheel drive)	89-01		334400*	EC	2000	11.8	80	⑦ ⑬	766011 766012														A	U		
Trafic Van	01-		372900	EC	2000	12	80	⑦ ⑬	742501 742504	06- 06-	●		●						●				A	F	II	
Twingo	93-98		260300	EC	450	3.3	25	⑦	742251				●										A	G	I	
Twingo	98-07		270300	EC	600	3.9	25	⑦	742251	98-04			●										A	G	I	
Twingo	07-		486100	EC	350	2.78	65	⑦ ⑬	742531 742534				●	●									A	E	I	
													●										A	F	II	
<b>ROVER</b>																										
25	00-05		266500	EC	1200	6.8	70																B			
75	99-05		258700	EC	1600	9.15	100																A			
75 Tourer (Estate)	01-05		368700*	EC	1700	9.3	100																A			
200 Series Hatchback (RF)	95-99		266500	EC	1200	6.8	70																B			
<b>SAAB</b>																										
9-3 (excl. Convertible)	98-02		224400	EC	1600	8.5	75	⑦ ⑬	765011 765022				●										A	U		
9-3	03-		377300	EC	1600	9	75	⑦ ⑬	745023 745024		●		○	●									B	E	III	
9-3	03-		427500	EC	1600	9	75	⑦ ⑬	745023 745024		●		○	●									B	E	V	
9-3 Convertible	03-07		427500	EC	1600	9	75	⑦ ⑬	745023 745024		●		○	●									B	E	V	
9-3 Sporthatch (Estate)	05-		449200	EC	1600	9	75	⑦ ⑬	745023 745024		●		○	●									B	E	III	
9-3 Sporthatch (Estate)	05-		449300	EC	1600	9	75	⑦ ⑬	745023 745024		●		○	●									B	E	V	
9-5 Estate (without level regulator)	00-10		269100	EC	1800	9.5	75	⑦ ⑬	745011 <sup>4</sup> 745012 <sup>4</sup>		●		●										A	E	I	
9-5 Estate (without level regulator)	00-10		269200	EC	1800	9.5	75	⑦ ⑬	745011 <sup>4</sup> 745012 <sup>4</sup>		●		●										A	E	II	
													●										A	E	III	

\* As long as available

4 For cars with prepared connector





















































Vehicle data		Towbar data							Wiring kit data												Fitting data		
													CAN							€			
<b>SEAT</b>																							
Ibiza GLX/GTI	96-96		263800*	●	EC	1100	6.4	50	(7)	746091											A	F	II
Ibiza	97-99		263800*	●	EC	1100	6.4	50	(7)	746091											A	F	II
Ibiza (excl. FR version)	02-08		366300	●	EC	1200	7	50	(7)	746201											A	E	I
Ibiza (excl. FR version)	02-08		366000	○	EC	1200	7	50	(7)	746201											A	E	III
Ibiza (3 + 5 doors)	08-		523400	○	EC	1200	6.9	50	(7) (13)	748173 748174		●	●	●	○						A	H	III
Ibiza (3 + 5 doors)	08-		523500	○	EC	1200	6.9	50	(7) (13)	748173 748174		●	●	●	○						A	H	V
Ibiza ST	10-		533800	○	EC	1000	6.13	50	(7) (13)	748173 748174		●	●	●	○						B	H	IV
Ibiza ST	10-		533900	○	EC	1000	6.13	50	(7) (13)	748173 748174		●	●	●	○						B	H	VI
Inca Van	96-		313300	○	EC	1000	6.3	75	(7)	756271											A	E	I
Leon	00-05		346800	●	EC	1500	8.3	75	(7)	746121											A	E	I
Leon (incl. bumper cover)	00-05		346900	●	EC	1500	8.3	75	(7)	746121											A	E	IV
Leon (excl. FR/Cupra/Sport)	05-		446600	●	EC	1600	9.1	75	(7) (13)	746253 746254		●	●	●	○	○					A	G	III
Leon (excl. Cupra/Sport) (incl. bumper cover)	05-09		446700	●	EC	1400	8.2	75	(7) (13)	746253 746254		●	●	●	○	○	●				A	G	VI
Leon (excl. FR/Cupra/Sport)	09-		519300	●	EC	1650	9.23	75	(7) (13)	746253 746254		●	●	●	○	○	●				B	G	VI
Leon Topsport 2WD	02-		401200	●	EC	1500	8.3	75	(7)	746121											B	E	V
Toledo (S5)	98-04		264800	●	EC	1500	8.1	75	(7)	746151											A	E	I
Toledo	04-		446600	●	EC	1600	9.1	75	(7) (13)	746253 746254		●	●	●	○	○	●				A	G	III
Toledo (incl. bumper cover)	04-		451900	●	EC	1400	8.3	75	(7) (13)	746253 746254		●	●	●	○	○	●				A	G	VI
<b>SKODA</b>																							
Fabia Estate	01-		359500	○	EC	1200	7.1	50	(7) (7) (7) (13)	748021 748081 748151 748173 748174	01-07 01-07 08-10 10- 10-	●		●							A	F	II
Fabia Estate	01-		359600	○	EC	1200	7.1	50	(7) (7) (7) (13)	748021 748081 748151 748173 748174	01-07 01-07 08-10 10- 10-	●		●							A	F	III
Fabia Hatchback	00-07		330900	○	EC	850	6.2	50	(7) (7)	748021 748081		●		●							A	F	I
Fabia Hatchback	07-		489000	●	EC	1200	7.1	50	(7) (13) (7) (13)	748141 748144 748173 748174	07-10 07-10 10- 10-			●		○					A	G	IV
Fabia Hatchback	07-		489100	●	EC	1200	7.1	50	(7) (13) (7) (13)	748141 748144 748173 748174	07-10 07-10 10- 10-			●		○					A	G	IV
Fabia Saloon	01-06		359500	○	EC	1200	7.1	50	(7) (7)	748021 748081		●		●							A	F	II
Fabia Saloon	01-06		359600	○	EC	1200	7.1	50	(7) (7)	748021 748081		●		●							A	F	III
Felicia Estate	95-01		249000*		EC	1200	6.5	50	(7)	748051*											A	E	I
Felicia Hatchback	95-01		300900*		EC	1000	5.9	50	(7)	748051*											A	E	I
Octavia 2WD	97-04		524900	○	EC	1500	8.3	75	(7)	748061											A	F	I
Octavia 2WD	97-04		282900	○	EC	1500	8.3	75	(7)	748061											A	F	III

\* As long as available





## SUZUKI

Vehicle data		Towbar data							Wiring kit data										Fitting data					
													CAN											
<b>SUBARU</b>																								
Trezia	11-		539500		EC	850	5.6	50	⑦	754101 ⑬ 754104		●	●	●					A	E	III			
												●	●	●					G	V				
<b>SUZUKI</b>																								
Alto (YG4)	02-06		378600		EC	750	4.5	30	⑦	751231				●					B	E	IV			
Alto	09-		516400	○	EC	600	4.2	50	⑦ ⑬	751311 751314				●					B	F	II			
														●					F	II				
Alto	09-		516500	○	EC	600	4.2	50	⑦ ⑬	751311 751314				●					B	F	IV			
														●					F	V				
<b>Alto THULE CONNECTOR KIT</b>		09-	516647	●				50	⑦	751311				●					B	F	II			
<b>Alto THULE CONNECTOR KIT</b>		09-	516644	●				50	⑬	751314				●					B	F	IV			
Baleno Estate	96-02		252100		EC	1200	6.9	75											A					
Grand Vitara	98-05		435900		EC	1800	10	75	⑦ ⑬	751171 751172				●					A	E	III			
														●				●	F	IV				
Grand Vitara (3 doors) (convertible)	99-04		435900		EC	1800	10	75	⑦ ⑬	751171 751172				●					A	E	III			
														●				●	F	IV				
Grand Vitara XL-7	01-06		435900		EC	1800	10	75	⑦ ⑬	751171 751172				●					A	E	III			
														●				●	F	IV				
Grand Vitara (3 doors)	05-11		440500	●	EC	1600	8.85	85	⑦ ⑬	751281 751282				●					A	F	III			
														●				●	F	IV				
Grand Vitara (3 doors) (without spare wheel on backdoor)	11-		541700	●	EC	1600	8.85	85	⑦ ⑬	751281 751282				●					B	F	IV			
														●				●	F	IV				
Grand Vitara (5 doors) (long ball)	05-10		444700	○	EC	2000	10.5	85	⑦ ⑬	751281 751282				●					A	F	III			
														●				●	F	IV				
Grand Vitara (5 doors) (without spare wheel on backdoor)	10-		535100	○	EC	2000	10.85	85	⑦ ⑬	751281 751282				●					A	F	II			
														●				●	F	II				
Grand Vitara (5 doors) (without spare wheel on backdoor)	10-		534900	●	EC	2000	10.85	85	⑦ ⑬	751281 751282				●					A	F	IV			
														●				●	F	IV				
Ignis 2WD (JSA)	00-03		351600		EC	800	5.1	50	⑦	751121				●					B	E	II			
Ignis 2 + 4WD (TSM) (excl. Sport)	03-06		414500		EC	800	5.4	50	⑦	751251				●					C	E	II			
Ignis 2 + 4WD (TSM) (excl. Sport)	03-06		414600*		EC	800	5.4	50	⑦	751251				●					C	E	IV			
Jimny	98-		455900		EC	1300	6.9	75	⑦ ⑧	751071 751211	98-02			●					A	F	IV			
											02-			●					E	IV				
Jimny Convertible	98-06		455900		EC	1300	6.9	75	⑦ ⑧	751071 751211	98-02			●					A	F	IV			
											02-			●					E	IV				
Kizashi Sport 2WD	10-		537400	●	EC	1700	9.5	75	⑦ ⑬	751331 751332		●	●	S					B	G	II			
												●	●	S					G	III				
Kizashi Sport 2WD	10-		537500	●	EC	1700	9.5	75	⑦ ⑬	751331 751332		●	●	S					B	G	V			
												●	●	S					G	V				
Kizashi Sport AWD	10-		537400	●	EC	1700	9.5	75	⑦ ⑬	751331 751332		●	●	S					B	G	II			
												●	●	S					G	III				
Kizashi Sport AWD	10-		537500	●	EC	1700	9.5	75	⑦ ⑬	751331 751332		●	●	S					B	G	V			
												●	●	S					G	V				
Liana Hatchback	01-07		438700	○	EC	1200	6.9	75	⑦	751221				●					C	F	III			
Liana Hatchback	01-07		438800*	●	EC	1200	6.9	75	⑦	751221				●					C	F	V			
Liana Saloon	02-07		378700*	○	EC	1200	6.9	75	⑦	751221				●					B	F	III			
Splash (only for 1.2 Liter petrol version)	08-		498900		EC	200	4.2	50	⑦ ⑬	751311 751314				●					#	F	III			
														●					F	IV				
Splash (only for 1.2 Liter petrol version)	08-		499000	○	EC	200	4.2	50	⑦ ⑬	751311 751314				●					#	F	V			
														●					F	VI				
<b>Splash THULE CONNECTOR KIT</b>		08-	514947	○				52	⑦	751311				●					#	F	IV			
<b>Splash THULE CONNECTOR KIT</b>		08-	514944	○				52	⑬	751314				●					#	F	VI			
Swift Hatchback 2WD (MZ)	05-10		484600	○	EC	1000	6	60	⑦ ⑬	751261 751262				●					B	E	III			
														●				●	E	IV				
Swift Hatchback 2WD (AZG) (3 + 5 doors)	10-		534300	●	EC	1000	6	60	⑦ ⑬	751341 751342		●	●	S					#	F	VI			
												●	●	S				●	G	VI				

\* As long as available














































































































## VOLKSWAGEN

Vehicle data	Towbar data							Wiring kit data											Fitting data																					
												CAN																												
<b>VOLKSWAGEN</b>																																								
Beetle 1302(S)	67-84		<b>033500</b>		RDW	1000		50	(7) <b>765011</b> (13) <b>765022</b>																								A	U						
Beetle 1303	67-84		<b>033500</b>		RDW	1000		50	(7) <b>765011</b> (13) <b>765022</b>																									A	U					
Beetle 1500	67-84		<b>033500</b>		RDW	1000		50	(7) <b>765011</b> (13) <b>765022</b>																									A	U					
Beetle 1200	73-84		<b>033500</b>		RDW	1000		50	(7) <b>765011</b> (13) <b>765022</b>																									A	U					
Beetle (excl. models with reversingsensors)	99-06		<b>321000</b>	●	EC	1500	8.2	75	(7) <b>766091</b> (13) <b>766092</b>		●	●	●																					#	U					
Beetle Convertible (excl. models with reversingsensors)	03-05		<b>321000</b>	●	EC	1500	8.2	75	(7) <b>766091</b> (13) <b>766092</b>		●	●	●																					#	U					
Bora 2WD	98-05		<b>524900</b>	●	EC	1500	8.3	75	(7) <b>756011</b> (13) <b>756012*</b>																								A	E	I					
Bora 2WD	98-05		<b>297800</b>	●	EC	1500	8.3	75	(7) <b>756011</b> (13) <b>756012*</b>																									A	E	II				
Bora Variant (Estate) 2WD	99-04		<b>261300</b>	●	EC	1500	8.3	75	(7) <b>756021</b> (13) <b>756022</b>																									A	E	I				
Bora Variant (Estate) 2WD	99-04		<b>261400</b>	●	EC	1500	8.3	75	(7) <b>756021</b> (13) <b>756022</b>																									A	E	II				
Caddy Van	95-03		<b>313300</b>	●	EC	1000	6.3	75	(7) <b>756271</b>																									A	E	I				
Caddy Van (incl. Life) (incl. bumper inner fitting)	04-		<b>465000</b>		EC	1650	9.4	80	(7) <b>756593</b> (13) <b>756594</b>		●	●	●	○	○																			A	G	III				
Caddy Van (incl. Life) (incl. bumper inner fitting)	04-		<b>465200</b>	●	EC	1650	9.4	80	(7) <b>756593</b> (13) <b>756594</b>		●	●	●	○	○																				A	G	IV			
Caddy Van (incl. Life) (incl. bumper inner fitting) (excl. Ecofuel)	04-		<b>465100</b>	●	EC	1650	9.4	80	(7) <b>756593</b> (13) <b>756594</b>		●	●	●	○	○																					A	G	V		
Caddy Van 4Motion (incl. bumper inner fitting)	08-		<b>465000</b>		EC	1650	9.4	80	(7) <b>756593</b> (13) <b>756594</b>		●	●	●	○	○																				A	G	III			
Caddy Van 4Motion (incl. bumper inner fitting)	08-		<b>465200</b>	●	EC	1650	9.4	80	(7) <b>756593</b> (13) <b>756594</b>		●	●	●	○	○																					A	G	IV		
Caddy Van 4Motion (incl. bumper inner fitting)	08-		<b>465100</b>	●	EC	1650	9.4	80	(7) <b>756593</b> (13) <b>756594</b>		●	●	●	○	○																					A	G	V		
Caddy Maxi Van (incl. Life) (incl. bumper inner fitting)	08-		<b>465000</b>		EC	1650	9.4	80	(7) <b>756593</b> (13) <b>756594</b>		●	●	●	○	○																					A	G	III		
Caddy Maxi Van (incl. Life) (incl. bumper inner fitting)	08-		<b>465200</b>	●	EC	1650	9.4	80	(7) <b>756593</b> (13) <b>756594</b>		●	●	●	○	○																					A	G	IV		
Caddy Maxi Van (incl. Life) (incl. bumper inner fitting)	08-		<b>465100</b>	●	EC	1650	9.4	80	(7) <b>756593</b> (13) <b>756594</b>		●	●	●	○	○																					A	G	V		
Crafter Chassis Cab (3T/3.5T) (SWB 3250mm) (for vehicles with & without footboard)	06-		<b>511200</b>		EC	3500	17.2	140	(7) <b>727473</b> (13) <b>727474</b>		●	●	●	○	○																					A	G	IV		
Crafter Chassis Cab (3T/3.5T/4.6T) (MWB 3665mm, LWB 4350mm)	06-		<b>511200</b>		EC	3500	17.2	140	(7) <b>727473</b> (13) <b>727474</b>		●	●	●	○	○																						A	G	IV	
Crafter Chassis Cab (5T) (SWB 3250mm, MWB 3665mm)	06-		<b>511400</b>		EC	3500	20.2	150	(7) <b>727473</b> (13) <b>727474</b>		●	●	●	○	○																						A	G	V	
Crafter Chas Double Cab (3T/3.5T) (SWB 3250mm) (for vehicles with & without footboard)	06-		<b>511200</b>		EC	3500	17.2	140	(7) <b>727473</b> (13) <b>727474</b>		●	●	●	○	○																						A	G	IV	
Crafter Chas Double Cab (3T/3.5T/4.6T) (MWB 3665mm, LWB 4350mm)	06-		<b>511200</b>		EC	3500	17.2	140	(7) <b>727473</b> (13) <b>727474</b>		●	●	●	○	○																							A	G	IV
Crafter Chas Double Cab (5T) (SWB 3250mm, MWB 3665mm)	06-		<b>511400</b>		EC	3500	20.2	150	(7) <b>727473</b> (13) <b>727474</b>		●	●	●	○	○																							A	G	V
Crafter Minibus (3T/3.5T) (SWB 3250mm) (for vehicles with & without footboard)	06-		<b>511200</b>		EC	3500	17.2	140	(7) <b>727473</b> (13) <b>727474</b>		●	●	●	○	○																							A	G	IV
Crafter Minibus (3T/3.5T/4.6T) (MWB 3665mm, LWB 4350mm incl. XL) (only vehicle with footboard)	06-		<b>511300</b>		EC	3500	17.2	140	(7) <b>727473</b> (13) <b>727474</b>		●	●	●	○	○																							A	G	V


















































\* As long as available



**VOLKSWAGEN**

Vehicle data			Towbar data							Wiring kit data										Fitting data									
																													
<b>VOLKSWAGEN</b>																													
Golf VI Plus	09-		518500	●	EC	1800	9.4	100	⑦ ⑬	756673 756674		●	●	●	○	○	●	A	G	III									
Golf VI Plus	09-		491700	●	EC	1700	9.4	100	⑦ ⑬	756673 756674		●	●	●	○	○	●	B	G	V									
Golf VI Plus (Spoiler has to be replaced, Spoiler with bumper cover should be ordered from the dealer)	09-		515100		EC	1700	9.4	100	⑦ ⑬	756673 756674		●	●	●	○	○	●	B	G	V									
Golf VI Plus BlueMotion	10-		518500	●	EC	1800	9.4	100	⑦ ⑬	756673 756674		●	●	●	○	○	●	A	G	III									
Golf VI Plus BlueMotion	10-		491700	●	EC	1700	9.4	100	⑦ ⑬	756673 756674		●	●	●	○	○	●	B	G	V									
Golf VI Plus BlueMotion (Spoiler has to be replaced, Spoiler with bumper cover should be ordered from the dealer)	10-		515100		EC	1700	9.4	100	⑦ ⑬	756673 756674		●	●	●	○	○	●	B	G	V									
Golf VI Variant	09-		450200	●	EC	1700	9.3	75	⑦ ⑬	756673 756674		●	●	●	○	○	●	A	G	III									
Golf VI Variant (Spoiler has to be replaced, Spoiler with bumper cover should be ordered from the dealer)	09-		527200		EC	1800	9.3	100	⑦ ⑬	756673 756674		●	●	●	○	○	●	B	G	V									
Golf VI Variant BlueMotion	10-		450200	●	EC	1700	9.3	75	⑦ ⑬	756673 756674		●	●	●	○	○	●	A	G	III									
Golf VI Variant BlueMotion (Spoiler has to be replaced, Spoiler with bumper cover should be ordered from the dealer)	10-		527200		EC	1800	9.3	100	⑦ ⑬	756673 756674		●	●	●	○	○	●	B	G	V									
Jetta	05-10		450200	●	EC	1700	9.3	75	⑦ ⑬	756573 756574		●	●	●	○	○	●	A	G	III									
Jetta (incl. bumper cover) 	05-10		450300	○	EC	1700	9.3	75	⑦ ⑬	756573 756574		●	●	●	○	○	●	A	G	V									
Jetta (Spoiler has to be replaced, Spoiler with bumper cover should be ordered from the dealer)	05-10		527200		EC	1800	9.3	100	⑦ ⑬	756573 756574		●	●	●	○	○	●	B	G	VI									
Jetta	11-		541000	○	EC	1500	9.3	75	⑦ ⑬	756573 756574		●	●	●	○	○	●	A	G	III									
Jetta (Spoiler has to be replaced, Spoiler with bumper cover should be ordered from the dealer)	11-		541100 <sup>14</sup>	●	EC	1500	9.3	75	⑦ ⑬	756573 756574		●	●	●	○	○	●	A	G	V									
LT 28 Pick-up (Wb. 3,55m + 4,02m) (single wheels)	95-06		293300 <sup>14</sup>		EC	2800	15.3	120	⑦	727051		●	●					A	H	III									
LT 28 Van (Wb. 3,0m) (without footboard)	95-06		293100		EC	2800	15.3	120	⑦	727051		●	●					A	H	III									
LT 28 Van (Wb. 3,55m + 4,02m) (with footboard)	95-06		293100		EC	2800	15.3	120	⑦	727051		●	●					A	H	III									
LT 28 Van (Wb. 3,55m + 4,02m) (without footboard) (single wheels)	95-06		293200 <sup>14</sup>		EC	2800	15.3	120	⑦	727051		●	●					A	H	III									
LT 35 Pick-up (Wb. 3,55m + 4,02m) (single wheels)	95-06		293300 <sup>14</sup>		EC	2800	15.3	120	⑦	727051		●	●					A	H	III									
LT 35 Van (Wb. 3,0m) (without footboard)	95-06		293100		EC	2800	15.3	120	⑦	727051		●	●					A	H	III									
LT 35 Van (Wb. 3,55m + 4,02m) (with footboard)	95-06		293100		EC	2800	15.3	120	⑦	727051		●	●					A	H	III									
LT 35 Van (Wb. 3,55m + 4,02m) (without footboard) (single wheels)	95-06		293200 <sup>14</sup>		EC	2800	15.3	120	⑦	727051		●	●					A	H	III									
LT 46 Pick-up (Wb. 3,0m + 3,55m + 4,02m) (double wheels)	95-06		293400		EC	2800	15.3	120	⑦	727051		●	●					A	H	III									
LT 46 Van (Wb. 4,02m) (without footboard) (double wheels)	95-06		293200		EC	2800	15.3	120	⑦	727051		●	●					A	H	III									
Lupo (excl. 16V/3L)	98-05		273700	●	EC	800	5.1	50	⑦	746031				●				A	E	I									
Passat Saloon 2WD	93-97		225000	○	RDW	2000		85	⑦	756131				●				A	F	I									
Passat Saloon 2WD	97-05		405000		EC	2000	10.3	85	⑦ ⑬ ⑦	756141 756142 756401	97-00 97-00 01-05			●				A	E	I									
Passat Saloon 2WD	97-05		432400	●	EC	2000	10.3	85	⑦ ⑬ ⑦	756141 756142 756401	97-00 97-00 01-05			●		●		A	E	III IV III									





















14 Except cars with footboard, across the whole wide of te car

Vehicle data		Towbar data							Wiring kit data										Fitting data							
													CAN							€						
<b>VOLKSWAGEN</b>																										
Passat Saloon Synchro	98-05		285000	<input checked="" type="checkbox"/>	EC	2000	10.3	85	⑦ ⑬ ⑦	756141 756142 756401	98-00 98-00 01-05			<input checked="" type="checkbox"/>				<input checked="" type="checkbox"/>			B	E	IV			
Passat Saloon 2WD	05-10		450500	<input checked="" type="checkbox"/>	EC	2200	11.3	85	⑦ ⑬	756573 756574		<input checked="" type="checkbox"/>	<input checked="" type="checkbox"/>	<input checked="" type="checkbox"/>	<input checked="" type="checkbox"/>	<input checked="" type="checkbox"/>	<input checked="" type="checkbox"/>				A	G	III			
Passat Saloon 2WD (incl. bumper cover) 	05-10		450600	<input checked="" type="checkbox"/>	EC	2200	11.3	85	⑦ ⑬	756573 756574		<input checked="" type="checkbox"/>	<input checked="" type="checkbox"/>	<input checked="" type="checkbox"/>	<input checked="" type="checkbox"/>	<input checked="" type="checkbox"/>	<input checked="" type="checkbox"/>				A	G	V			
Passat Saloon 2WD	05-10		460500	<input checked="" type="checkbox"/>	EC	2200	11.3	85	⑦ ⑬	756573 756574		<input checked="" type="checkbox"/>	<input checked="" type="checkbox"/>	<input checked="" type="checkbox"/>	<input checked="" type="checkbox"/>	<input checked="" type="checkbox"/>	<input checked="" type="checkbox"/>				A	G	X			
Passat Saloon 2WD BlueMotion	07-10		450500	<input checked="" type="checkbox"/>	EC	2200	11.3	85	⑦ ⑬	756573 756574		<input checked="" type="checkbox"/>	<input checked="" type="checkbox"/>	<input checked="" type="checkbox"/>	<input checked="" type="checkbox"/>	<input checked="" type="checkbox"/>	<input checked="" type="checkbox"/>				A	G	III			
Passat Saloon 2WD BlueMotion (incl. bumper cover) 	07-10		450600	<input checked="" type="checkbox"/>	EC	2200	11.3	85	⑦ ⑬	756573 756574		<input checked="" type="checkbox"/>	<input checked="" type="checkbox"/>	<input checked="" type="checkbox"/>	<input checked="" type="checkbox"/>	<input checked="" type="checkbox"/>	<input checked="" type="checkbox"/>				A	G	V			
Passat Saloon 2WD BlueMotion	07-10		460500	<input checked="" type="checkbox"/>	EC	2200	11.3	85	⑦ ⑬	756573 756574		<input checked="" type="checkbox"/>	<input checked="" type="checkbox"/>	<input checked="" type="checkbox"/>	<input checked="" type="checkbox"/>	<input checked="" type="checkbox"/>	<input checked="" type="checkbox"/>				A	G	X			
Passat Saloon 2WD	10-		539000	<input checked="" type="checkbox"/>	EC	2200	11.3	90	⑦ ⑬	756573 756574		<input checked="" type="checkbox"/>	<input checked="" type="checkbox"/>	<input checked="" type="checkbox"/>	<input checked="" type="checkbox"/>	<input checked="" type="checkbox"/>	<input checked="" type="checkbox"/>				A	G	III			
Passat Saloon 2WD	10-		539100	<input checked="" type="checkbox"/>	EC	2200	11.3	90	⑦ ⑬	756573 756574		<input checked="" type="checkbox"/>	<input checked="" type="checkbox"/>	<input checked="" type="checkbox"/>	<input checked="" type="checkbox"/>	<input checked="" type="checkbox"/>	<input checked="" type="checkbox"/>				A	G	VI			
Passat Saloon 4Motion	05-10		450500	<input checked="" type="checkbox"/>	EC	2200	11.3	85	⑦ ⑬	756573 756574		<input checked="" type="checkbox"/>	<input checked="" type="checkbox"/>	<input checked="" type="checkbox"/>	<input checked="" type="checkbox"/>	<input checked="" type="checkbox"/>	<input checked="" type="checkbox"/>				A	G	III			
Passat Saloon 4Motion (incl. bumper cover) 	05-10		450600	<input checked="" type="checkbox"/>	EC	2200	11.3	85	⑦ ⑬	756573 756574		<input checked="" type="checkbox"/>	<input checked="" type="checkbox"/>	<input checked="" type="checkbox"/>	<input checked="" type="checkbox"/>	<input checked="" type="checkbox"/>	<input checked="" type="checkbox"/>				A	G	V			
Passat Saloon 4Motion	05-10		460500	<input checked="" type="checkbox"/>	EC	2200	11.3	85	⑦ ⑬	756573 756574		<input checked="" type="checkbox"/>	<input checked="" type="checkbox"/>	<input checked="" type="checkbox"/>	<input checked="" type="checkbox"/>	<input checked="" type="checkbox"/>	<input checked="" type="checkbox"/>				A	G	X			
Passat Variant (Estate) 2WD	93-97		225000	<input checked="" type="checkbox"/>	RDW	2000		85	⑦	756131				<input checked="" type="checkbox"/>							A	F	I			
Passat Variant (Estate) 2WD	97-05		405000		EC	2000	10.3	85	⑦ ⑬ ⑦ ⑬	756141 756142 756411 756412	97-00 97-00 01-05 01-05			<input checked="" type="checkbox"/>						A	E	I				
Passat Variant (Estate) 2WD	97-05		432400	<input checked="" type="checkbox"/>	EC	2000	10.3	85	⑦ ⑬ ⑦ ⑬	756141 756142 756411 756412	97-00 97-00 01-05 01-05			<input checked="" type="checkbox"/>						A	E	III				
Passat Variant (Estate) Synchro	98-05		285000	<input checked="" type="checkbox"/>	EC	2000	10.3	85	⑦ ⑬ ⑦ ⑬	756141 756142 756411 756412	98-00 98-00 01-05 01-05			<input checked="" type="checkbox"/>						B	E	IV				
Passat Variant (Estate) 2WD	05-10		450500	<input checked="" type="checkbox"/>	EC	2200	11.3	85	⑦ ⑬	756573 756574		<input checked="" type="checkbox"/>	<input checked="" type="checkbox"/>	<input checked="" type="checkbox"/>	<input checked="" type="checkbox"/>	<input checked="" type="checkbox"/>	<input checked="" type="checkbox"/>				A	G	III			
Passat Variant (Estate) 2WD (incl. bumper cover) 	05-10		450600	<input checked="" type="checkbox"/>	EC	2200	11.3	85	⑦ ⑬	756573 756574		<input checked="" type="checkbox"/>	<input checked="" type="checkbox"/>	<input checked="" type="checkbox"/>	<input checked="" type="checkbox"/>	<input checked="" type="checkbox"/>	<input checked="" type="checkbox"/>				A	G	V			
Passat Variant (Estate) 2WD	05-10		460500	<input checked="" type="checkbox"/>	EC	2200	11.3	85	⑦ ⑬	756573 756574		<input checked="" type="checkbox"/>	<input checked="" type="checkbox"/>	<input checked="" type="checkbox"/>	<input checked="" type="checkbox"/>	<input checked="" type="checkbox"/>	<input checked="" type="checkbox"/>				A	G	X			
Passat Variant (Estate) 2WD BlueMotion	07-10		450500	<input checked="" type="checkbox"/>	EC	2200	11.3	85	⑦ ⑬	756573 756574		<input checked="" type="checkbox"/>	<input checked="" type="checkbox"/>	<input checked="" type="checkbox"/>	<input checked="" type="checkbox"/>	<input checked="" type="checkbox"/>	<input checked="" type="checkbox"/>				A	G	III			
Passat Variant (Estate) 2WD BlueMotion (incl. bumper cover) 	07-10		450600	<input checked="" type="checkbox"/>	EC	2200	11.3	85	⑦ ⑬	756573 756574		<input checked="" type="checkbox"/>	<input checked="" type="checkbox"/>	<input checked="" type="checkbox"/>	<input checked="" type="checkbox"/>	<input checked="" type="checkbox"/>	<input checked="" type="checkbox"/>				A	G	V			
Passat Variant (Estate) 2WD BlueMotion	07-10		460500	<input checked="" type="checkbox"/>	EC	2200	11.3	85	⑦ ⑬	756573 756574		<input checked="" type="checkbox"/>	<input checked="" type="checkbox"/>	<input checked="" type="checkbox"/>	<input checked="" type="checkbox"/>	<input checked="" type="checkbox"/>	<input checked="" type="checkbox"/>				A	G	X			
Passat Variant (Estate) 2WD	10-		539000	<input checked="" type="checkbox"/>	EC	2200	11.3	90	⑦ ⑬	756573 756574		<input checked="" type="checkbox"/>	<input checked="" type="checkbox"/>	<input checked="" type="checkbox"/>	<input checked="" type="checkbox"/>	<input checked="" type="checkbox"/>	<input checked="" type="checkbox"/>				A	G	III			
Passat Variant (Estate) 2WD	10-		539100	<input checked="" type="checkbox"/>	EC	2200	11.3	90	⑦ ⑬	756573 756574		<input checked="" type="checkbox"/>	<input checked="" type="checkbox"/>	<input checked="" type="checkbox"/>	<input checked="" type="checkbox"/>	<input checked="" type="checkbox"/>	<input checked="" type="checkbox"/>				A	G	VI			
Passat Variant (Estate) 4Motion	05-10		450500	<input checked="" type="checkbox"/>	EC	2200	11.3	85	⑦ ⑬	756573 756574		<input checked="" type="checkbox"/>	<input checked="" type="checkbox"/>	<input checked="" type="checkbox"/>	<input checked="" type="checkbox"/>	<input checked="" type="checkbox"/>	<input checked="" type="checkbox"/>				A	G	III			
















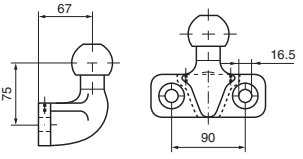
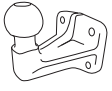
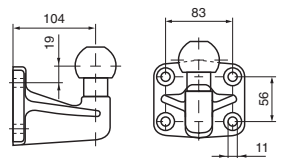
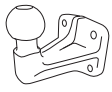
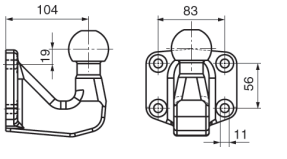
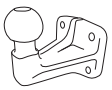
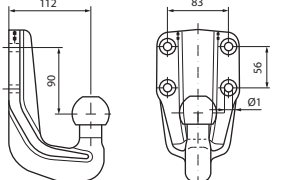
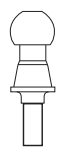
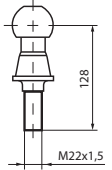


Vehicle data		Towbar data							Wiring kit data											Fitting data							
Icon																											
<b>VOLKSWAGEN</b>																											
Touran BlueMotion	10-		480600	●	EC	1800	10	75	⑦	756743		●	●	●	●	●								A	H	V	
									⑬	756744		●	●	●	●	●									H	VI	
Transporter T4 Pick-up	91-02		208700		EC	2000	11.5	100	⑦	756241				●										A	F	II	
Transporter T4 Van	90-95		206800	○	RDW	2000		75	⑦	756421				●										A	G	II	
									⑬	756422				●										G	III		
Transporter T4 Van (excl. V6) (incl. bumper inner fittings 9070669)	96-02		266900		EC	2500	13	100	⑦	756421				●										A	G	II	
									⑬	756422				●										G	III		
Transporter T5 Multivan (excl. models with reversingsensors)	03-		437100		EC	2800	14	120	⑦	756631	03-09			●	●									B	E	I	
									⑬	756632	03-09			●	●										E	I	
									⑦	756733	09-	●	●	●	○									H	IV		
									⑬	756734	09-	●	●	●	○									H	IV		
Transporter T5 Multivan (excl. models with reversingsensors)	03-		426900		EC	2800	14	120	⑦	756631	03-09			●	●									B	E	I	
									⑬	756632	03-09			●	●										E	I	
									⑦	756733	09-	●	●	●	○									H	IV		
									⑬	756734	09-	●	●	●	○									H	IV		
Transporter T5 Multivan	03-		468400		EC	2800	14	120	⑦	756631	03-09			●	●									B	E	IV	
									⑬	756632	03-09			●	●										E	IV	
									⑦	756733	09-	●	●	●	○									H	VI		
									⑬	756734	09-	●	●	●	○									H	VII		
Transporter T5 Pick-up	03-		404200		EC	2800	14	120	⑦	756651	03-09			●										A	F	II	
									⑦	756733	09-	●	●	●	○										H	V	
									⑬	756734	09-	●	●	●	○									H	V		
Transporter T5 Van (excl. models with reversingsensors)	03-		437100		EC	2800	14	120	⑦	756631	03-09			●	●									B	E	I	
									⑬	756632	03-09			●	●										E	I	
									⑦	756733	09-	●	●	●	○									H	IV		
									⑬	756734	09-	●	●	●	○									H	IV		
Transporter T5 Van	03-		426900		EC	2800	14	120	⑦	756631	03-09			●	●									B	E	I	
									⑬	756632	03-09			●	●										E	I	
									⑦	756733	09-	●	●	●	○									H	IV		
									⑬	756734	09-	●	●	●	○									H	IV		
Transporter T5 Van (excl. models with reversingsensors)	03-		468400		EC	2800	14	120	⑦	756631	03-09			●	●									B	E	IV	
									⑬	756632	03-09			●	●										E	IV	
									⑦	756733	09-	●	●	●	○									H	VI		
									⑬	756734	09-	●	●	●	○									H	VII		
Vento	92-98		205400	●	EC	1500	7.9	75	⑦	765011				●										B	U		
									⑬	765022				●											U		
<b>VOLVO</b>																											
850 Estate	93-97		215800		EC	1800	9.5	75	⑦	759041		●		●										B	G	III	
850 Estate	93-97		346000	○	EC	1800	9.5	75	⑦	759041		●		●										B	G	V	
C30 Hatchback (excl. DRIVE 2008-2009)	06-		485300	●	EC	1600	8.9	75	⑦	759221		●		●										A	G	III	
									⑬	759224		●		●											G	IV	
C30 Hatchback (excl. DRIVE 2008-2009)	06-		485400	●	EC	1600	8.9	75	⑦	759221		●		●										A	G	V	
									⑬	759224		●		●											G	VI	
C30 DRIVE Hatchback THULE CONNECTOR KIT	08-09		524347	○				52	⑦	759221		●		●										C	G	XII	
C30 DRIVE Hatchback THULE CONNECTOR KIT	08-09		524344	○				52	⑬	759224		●		●											C	G	VII
C30 DRIVE Hatchback (without Start/Stop)	10-		485300	●	EC	1600	8.9	75	⑦	759221		●		●										A	G	III	
									⑬	759224		●		●											G	IV	
C30 DRIVE Hatchback (without Start/Stop)	10-		485400	●	EC	1600	8.9	75	⑦	759221		●		●										A	G	V	
									⑬	759224		●		●											G	VI	
C30 DRIVE Hatchback THULE CONNECTOR KIT (with Start/Stop)	10-		524347	○				52	⑦	759221		●		●										C	G	XII	
C30 DRIVE Hatchback THULE CONNECTOR KIT (with Start/Stop)	10-		524344	○				52	⑬	759224		●		●											C	G	VII
C70 Convertible	99-05		346000	○	EC	1800	9.5	75	⑬	759113				●										B	E	V	
C70 Coupé	99-02		346000	○	EC	1800	9.5	75	⑬	759113				●										B	E	V	








# Flanged balls

										
<b>TOWBARS</b>										
Flanged ball (2 holes)		<b>9078032</b>			EC	3500	18.50	225		
Flanged ball (4 holes)		<b>9077596</b>			EC	3500	22.70	150		
Flanged ball (4 holes; suitable for ALKO coupling)		<b>9077410</b>			EC	3500	18.50	150		
Flanged ball (4 holes; low ball height)		<b>9077589</b>			EC	3500	25.00	200		
Ball		<b>9077981</b>			EC	3500	18.50	150		

# Accessories, spare parts and universal wiring kits

	Description			Premounted sockets
<b>UNIVERSAL WIRING KITS</b>				
766001	7-pin Euro kit	•		
765011	7-pin universal wiring kits with 1.5 metre cable	•		
766011	7-pin universal wiring kit with 2.1 metre cable			•
761639	7-pin universal kit for BMW E30 / E32 / E34 / E36		•	
761649	7-pin universal kit for US models			
766091	7-pin universal kit including module (suitable for various vehicles with CAN bus connection)	•	•	
766092	13-pin universal kit including module (suitable for various vehicles with CAN bus connection)	•	•	
766101	7-pin universal kit including module (suitable for various vehicles with CAN bus connection), with longer cable	•	•	
766012	13-pin universal wiring kit with 2.1 metre cable			•
765022	13-pin universal wiring kit, including switched supply pin 10	•		•
765032	13-pin West universal wiring kit, including switched supply pin 10	•		•
<b>EXTENSION KITS</b>				
764029	Extension kit, constant supply pins 9+10 (including relay)			
761719	Extension kit, 7P-->13P, 5-core kit + socket	•		
<b>SOCKETS</b>				
761759	Socket 7P including rubber cap	•		
767129	Socket 7P with microswitch, including rubber cap	•		
764059	Socket 7p with side entry	•		
767019	Socket 13p including rubber cap	•		
767139	Socket 13p with microswitch, including fitting materials	•		
767029	Socket 13P West including rubber cap	•		
<b>SOCKET SEALS</b>				
762469	Socket seal for socket (round)			
762999	Socket seal for socket (with two flat sides)			
762989	Right-angle socket seal for socket (with two flat sides)			
764019	Socket seal for socket with side entry (with two flat sides)			
<b>ADAPTERS</b>				
768009	Adapter plug 13P (car) --> 7P (trailer)			
767089	Adapter cable 13P (car) --> 7P (trailer)			
767079	Adapter plug 13P (car) --> 7P West (trailer)			
768019	Adapter plug 7P (car) --> 13P (trailer)			
767099	Adapter cable 13P West (car) --> 13P (trailer)			
<b>PLUGS</b>				
767039	Plug 7P			
767049	Plug 13P			
767059	Plug 137P West			
<b>SECURITY HOUSINGS</b>				
9077038	Security housing for BMC 2 (short ejector pin)			
9077039	Security housing (SmartClick) for BMC (long ejector pin)			

For more parts, see page 8 of this catalogue.

# General conditions of sale

## CLAUSE 1. APPLICABILITY

- 1.1 These General Conditions shall apply to all inquiries, offers and Agreements in which one or more of the subsidiaries and/or participations of Thule Towing Systems B.V. (hereinafter called "Thule") act or acts as a seller of goods.
- 1.2 Variations to these General Conditions may only be agreed upon in writing.
- 1.3 Any other general conditions, irrespective of the name given thereto, of the contracting party of Thule (hereinafter called "the Other Party") shall not apply.

## CLAUSE 2. OFFERS

- 2.1 Offers by Thule, as well as other information contained in price lists and other documentation materials, such as prices, dimensions, colours and other specifications, shall be without engagement and shall be subject to changes, unless the contrary shows from the relative documents.
- 2.2 In the event that the Other Party does not accept an offer of Thule, it shall forthwith return to Thule the offer and all accompanying documentation.
- 2.3 Thule shall be entitled to charge to the Other Party the expenses involved with (the making of) an offer, provided that Thule has notified the Other Party thereof in writing in advance.

## CLAUSE 3. AGREEMENTS

- 3.1 If the Other Party on the basis of an irrevocable offer of Thule places a written order, the Agreement shall be concluded at the moment the order is received by Thule.
- 3.2 In the event that a written order by the Other Party is not preceded by an offer of Thule, or follows an offer of Thule that is without engagement, then the Agreement is concluded at the moment that either the written confirmation of order is sent by Thule, or Thule commences the performance of the Agreement.
- 3.3 If and in so far as the procedure as referred to in the paragraphs 1 and 2 of this Clause takes place by means of EDI (Electronic Data Interchange) or fax, the EDI and fax messages shall be deemed equal to written documents.
- 3.4 When agreement is reached as described in the subclause above, this implies that the other party waives any right to apply its own terms and conditions.

## CLAUSE 4. PRICES

- 4.1 The prices shall be stated in Euro's, exclusive of VAT, and shall be based on the delivery condition laid down in Clause 5 paragraph 2 hereof.
- 4.2 If there is an increase of one or more factors that determine the price, such as purchase prices, prices of materials or parts, labour costs, charges, taxes, currency exchange rates and the like after the conclusion of the Agreement but before delivery, Thule shall be entitled to adapt the sales prices accordingly.
- 4.3 Thule shall notify the Other Party as soon as possible in writing of the prices adapted pursuant to paragraph 2 of this Clause.
- 4.4 If the increase in price amounts to more than 10% of the original price, the Other Party shall be entitled to terminate the Agreement in writing within seven days after receipt of the aforementioned notification, unless this would be obviously unreasonable in view of the circumstances.  
Termination of the Agreement pursuant to this Clause shall give none of the parties the right to claim reimbursement of any damage suffered.

## CLAUSE 5. DELIVERY

- 5.1 The interpretation of the delivery conditions shall be governed by the "Incoterms", 1990 edition, as issued by the International Chamber of Commerce in Paris.
- 5.2 Delivery shall be made ex works, unless otherwise agreed.
- 5.3 The agreed periods of delivery shall under no circumstances be considered as being of the essence to the Agreement.
- 5.4 Thule shall do all that is reasonably possible to realize the delivery within the agreed term of delivery. As soon as Thule has knowledge of facts and/or circumstances that render the delivery within the agreed term impossible, it shall as soon as possible notify the Other Party thereof while stating the prospective new term of delivery.
- 5.5 If the obstruction of the performance as referred to in the previous paragraph continues for a period longer than three months after the term of delivery originally agreed, the Other Party shall be entitled to terminate the Agreement by means of a registered letter, without the parties being held toward each other to pay any damages.
- 5.6 If Thule for the purposes of execution of the Agreement needs information and/or documentation of the Other Party and/or third parties, or if certain formalities are to be fulfilled, the term of delivery shall start to run at the moment that all information and/or documentation is in the possession of Thule and/or all formalities have been fulfilled.

- 5.7 Thule shall have the right to make deliveries in parts.
- 5.8 If the Other Party fails to receive the goods at the time agreed, the risk with respect to the goods shall devolve from Thule upon the Other Party at the moment that the Other Party is in default, and Thule shall store and insure the goods for a reasonable period thereafter, all this at the expense and at the risk of the Other Party.

## CLAUSE 6. OWNERSHIP

- 6.1 The ownership of the goods shall devolve from Thule upon the Other Party only after the Other Party shall have paid to Thule the purchase price and all that the Other Party shall be due to Thule under any purchase Agreement, as well as pursuant to claims (if any) resulting from its failure to perform its obligations under such Agreement(s).
- 6.2 The Other Party shall not be allowed to alienate, encumber, or establish any restricted right on the goods delivered to it under the retention of ownership, nor shall it in any other way dispose thereof in violation of the ownership retention, other than within the framework of its normal conduct of business.
- 6.3 In the event that the Other Party fails to perform its obligations under the Agreement, it shall by force of law be in default, and Thule shall - without prejudice to the provisions laid down in Clause 14 - be entitled without any further notification of default being required, to take back all goods on which an ownership retention rests.  
  
The Other Party shall give Thule the opportunity to do the same, and shall grant Thule access to the place(s) where the goods are located.

## CLAUSE 7. PAYMENT

- 7.1 Payment shall at the option of Thule either be made cash on delivery, or within 30 days after delivery.
- 7.2 The payments made by the Other Party shall in the first place be used to pay any expenses and interests due, and secondly to pay the outstanding invoices that are overdue the longest (if any), even in the event that the Other Party states that the payment relates to an invoice of a later date.
- 7.3 In the event that the Other Party fails to pay in time, it shall by force of law be in default without any further notification of default being required, and it shall be held to pay the statutory interest increased with 2 % over the amount due for the duration of the default.
- 7.4 All in and out of court expenses that Thule has to make in order to recover its claim(s) on the Other Party shall completely be at the expense of the Other Party. The out of court expenses shall be established at 15 % of the outstanding amount with a minimum of Euro 250.--.
- 7.5 Thule shall be entitled in cases to be determined in its discretion, by way of security for the performance of the obligations of the Other Party under the Agreement:
  - to deliver the goods cash on delivery exclusively;
  - to demand advance payment in full or in part;
  - to demand that the Other Party shall arrange that a credit institution that is acceptable for Thule grants an irrevocable and unconditional bank guarantee.
- 7.6 The expenses to be made in respect of the provisions laid down in paragraph 5 of this Clause shall be borne by the Other Party.
- 7.7 The Other Party shall not be allowed to set off claims it has on Thule with claims Thule has on the Other Party and/or to suspend payment obligations.

## CLAUSE 8. ANCILLARY MATERIALS

- 8.1 The estimates, catalogues, pictures, drawings, specifications and other documents given at the disposal of the Other Party by Thule, as well as all models, moulds, matrices, stamps, tools and other ancillary materials used by Thule in carrying out the Agreement, including the ancillary materials that are bought or manufactured by Thule especially on behalf of the delivery to the Other Party, shall at all times remain the property of Thule.
- 8.2 The Other Party shall with respect to the documents and ancillary materials given at its disposal be obliged at its own expense:
  - to mark the same as the recognizable property of Thule;
  - to keep them in a good condition;
  - to insure them against all risks as long as it shall act as the custodian of the said ancillary materials;
  - to give them at the disposal of Thule at its first request.
- 8.3 The Other Party shall refrain from multiplying or copying the aforementioned documents or ancillary materials, from giving them at the disposal of third parties for inspection purposes, from handing the same over to third parties, from using them or having them used by or on behalf of and from transferring them to third parties, whether or not as a security, except with the previous consent in writing of Thule.

## CLAUSE 9. TRANSFER OF RIGHTS AND OBLIGATIONS

Thule reserves the right to contract out to third parties the performance of its obligations under the Agreement entirely or in part.



# General conditions of sale

## CLAUSE 10. INDUSTRIAL AND INTELLECTUAL PROPERTY

10.1 If the Other Party has prescribed a specific construction, kind of material or working method, the Other Party shall indemnify Thule from and against any rights of third parties with respect to such construction, kind of material or working method, and it shall reimburse the damage suffered by Thule and/or third parties as a result thereof.

10.2 Thule herewith reserves all intellectual and industrial property rights with respect to the delivered goods - also in the event that these have been developed in cooperation with the Other Party - as well as with respect to the documents and ancillary materials described in Clause 8 paragraph 1.

10.3 At the first request of Thule, the Other Party shall provide its cooperation with respect to formalities that are required to establish and/or to confirm the property rights referred to in the previous paragraph.

## CLAUSE 11. SECRECY

11.1 The Other Party guarantees that it shall keep secret towards third parties all business information coming from Thule, that in any way whatsoever has come or has been brought to its knowledge.

11.2 The business agreement reached as a result of combined developments by Thule and the other party may not, without written permission by Thule, be used for the purposes of any third party.

## CLAUSE 12. GUARANTEE

12.1 Thule guarantees that the delivered goods or parts thereof shall for the duration of a period of 12 months after delivery be free from defects that are the direct result of faulty materials, faulty construction or of manufacturing errors.

12.2 In contravention to the provisions laid down in paragraph 1 of the present Clause, the guarantee for goods bought by Thule from third parties or that were developed and/or manufactured by third parties as ordered by Thule, shall be limited to the guarantee that Thule shall be able to realize with these third parties.

12.3 An invocation of the guarantee shall only be considered by Thule if this is submitted to Thule in writing either within 14 days after the defect has been detected, or within 14 days after the defect could reasonably have been detected.

12.4 All claims with respect to guarantees shall lapse if:

- the Other Party without the prior consent of Thule makes alterations to or repairs the delivered goods or lets third parties do the same;
- the delivered goods are injudiciously used and/or used for other purposes than the original, normal purposes;
- the user manual, or the mounting or assembly instructions have not strictly been adhered to;
- with the mounting or assembly other parts than the original (and delivered) Thule parts have been used;
- the defect is the result of other causes than faulty materials, faulty construction or manufacturing errors;
- delivery of used (second hand) materials, parts or goods has been agreed;
- the Other Party fails to perform obligations arising from the Agreement;
- there are prescribed constructions, materials or working methods that have been provided for or prescribed by the Other Party;
- there is insufficient or incorrect maintenance, or no maintenance at all;
- the defect is caused by normal wear.

12.5 Minor deviations as to measure, colour, weight or number shall constitute no reason for an invocation of guarantee.

12.6 The expenses with respect to repairs to the delivered goods carried out without the prior consent of Thule by the Other Party itself or carried out by third parties at the order of the Other Party, shall under no circumstances be borne by Thule.

12.7 Thule under its obligations of guarantee shall only be held to repair or replace at its expense the goods delivered by it or parts thereof within The Netherlands. Thule reserves the right to charge any additional costs, such as travelling and lodging expenses, labour costs, shipment expenses and (dis)assembly costs to the Other Party.

12.8 If Thule for the purposes of performing its guarantee obligation delivers goods or parts thereof anew, the replaced goods or parts shall become the property of Thule at the moment of replacement.

12.9 Returned shipments shall exclusively be accepted after the prior consent in writing by Thule. The returning of shipments shall take place at the expense and risk of the Other Party.

## CLAUSE 13. LIABILITY

13.1 Thule shall exclusively be liable for damage on the part of the Other Party and/or third parties if and in so far as the damage is the direct and immediate consequence of the execution of the Agreement by Thule.

13.2 Thule shall in no way whatsoever be liable towards the Other Party and/or third parties for any form of indirect damage, including (without limitation) loss of profits or income, the

suffering of losses including loss of production, expenses of stagnation or delay, penalties or deductions and all payments to third parties.

13.3 The liability of Thule pursuant to the present Clause shall be limited to the amount for which Thule has covered its liability by insurances at the most, unless the Other Party proves that the damage is the result of gross culpability, gross negligence, or malice on the part of Thule.

13.4 Thule is in no respect liable for products that are directly or indirectly sold and/or used in the United States and/or Canada.

13.5 The Other Party shall indemnify Thule from and against all claims of third parties for reimbursement of damages for which Thule is not liable under the preceding paragraphs of the present Clause.

13.6 The Other Party shall inform Thule as soon as possible in writing of claims for damages as described in the present Clause.

13.7 Thule is not responsible for damages directly or indirectly resulting from incorrect assembly, which is understood to mean the use of inappropriate tools, methods of assembly other than those prescribed and the incorrect interpretation of the assembly instructions provided.

## CLAUSE 14. CANCELLATION

14.1 In the event of a failure on the part of the Other Party to perform its obligations arising from the Agreement or from any Agreements arising therefrom, as well as in the event of its bankruptcy, if it is granted a suspension of payments (or if it has lodged an application thereto), and in the event of closing down, liquidation or take over of, or any comparable circumstance with respect to the enterprise of the Other Party, it shall be in default by force of the law.

In that event Thule shall have the right unilaterally and completely or partially to cancel the Agreement without any notification of default being required and without interference of the court, by means of a registered letter to the Other Party, and/or to suspend its obligations under the Agreement, without Thule being held to pay any damages, and without prejudice to any further rights accruing to Thule, including the right of Thule on full reimbursement of damages suffered.

14.2 All claims that Thule in these events may have on the Other Party or may have on the Other Party in the future shall immediately and completely be due en payable.

## CLAUSE 15. GOVERNING LAW, DISPUTES

15.1 The Agreement and any further Agreements arising therefrom shall exclusively be governed by the laws of The Netherlands. The United Nations Convention on Contracts for the International Sale of Goods (the so-called Vienna Sales Convention of 1980) shall not apply to the aforementioned Agreements.

15.2 Any disputes (including such that are considered to be disputes by one of the parties only) arising in connection with this Agreement or the Agreements arising therefrom between the parties shall at the option of Thule either be submitted for settlement to arbitrators, appointed and giving awards in compliance with the Arbitration Rules of The Netherlands Arbitration Institute (Reglement van het Nederlands Arbitrage Instituut (N.A.I.)) in Rotterdam (The Netherlands), or be submitted for settlement to the competent court in the District of Zwolle (The Netherlands).

15.3 Arbitration shall take place subject to the following provisions.

- The arbitral tribunal shall consist of three arbitrators.
- The arbitration shall take place in Zwolle (The Netherlands).
- The proceedings shall be conducted in the Dutch language.

## CLAUSE 16. FINAL PROVISIONS

16.1 If and in so far as the Agreement (also) includes the performance of installation or mounting activities by Thule, the General Conditions for Installation Companies (Algemene Voorwaarden Installerende Bedrijven (ALIB '92)) shall apply, with the exclusion of the present General Conditions.

16.2 The present General Conditions originally were drawn up in the Dutch language. In the event of any unclarity or differences in interpretation and/or explanation of a translated version of these General Conditions, the Dutch text shall at all times prevail.

These general terms of sale, delivery and payment have been filed at the Chamber of Commerce and Industry in Zwolle in July 2000.

## Gross prices/interim price change

Our prices are published in a separate price list in numerical order.  
Prices shown and quoted always exclude VAT. Interim price changes may occur and are reserved.  
Our actual prices can be requested online at: [Sales.ttsnl@thule.com](mailto:Sales.ttsnl@thule.com)

## How to give a prompt quote for fitting a towbar

Use the table below and the codes in this product catalogue to quickly and accurately calculate the all-in recommended price for fitting a Thule towing system (material + labour).  
Optimal service to your customer!

The calculated values were obtained with the following formula:

Gross price of towbar + gross price of wiring kit + (net workshop rate x prescribed fitting time)

The workshop rate is  excl. VAT. Rates are based on the fastest possible fitting time.

Price codes	Rate
I	-
II	-
III	-
IV	-
V	-
VI	-
VII	-
VIII	-
IX	-
X	-
XI	-
XII	-

- If external activation is necessary, this can give rise to additional costs!
- Rates may vary due to possible price changes
- No rights can be derived from our all-in rates or from this calculation method.

Are you using another hourly rate than the rate given here? If you do, please visit [www.thuletowbars.com](http://www.thuletowbars.com), where you will find a handy tool for calculating your own all-in rates. Or ask your Thule contact person.

All prices and rates stated exclude VAT. Thule Towing Systems B.V. reserves the right to make interim changes to designs and /or prices. Although this catalogue has been compiled with the utmost care, no liability can be accepted for any inaccuracies, incompleteness or printing errors of whatever nature. No part of this publication may be reproduced without the written permission of Thule Towing Systems B.V.

## Towbar

Vehicle type name

Year of manufacture

Towbar type

Permanently mounted:      Detachable:

Fixed towbar      BMC - horizontally removable

Detachable towbar      BMA Diagonal® - diagonally removable

Flanged ball (2 holes, small)      BMM - diagonally removable

Flanged ball (4 holes)

Foldaway:

MX - manually retractable

Towbar order number

Bumper cut -

- visible
- invisible

No mention = no cut necessary

Approval type

EC = European approval  
RDW = approved for the Netherlands only

Maximum trailer weight

D-value

Maximum vertical load

## Wiring kit

Polarity

Wiring kit order number

Wiring kit for vehicles with check control (bulb failure monitoring system)      • = suitable

Wiring kit communicates with CAN data      • = yes

Fog lamp switch-off      • = automatic  
○ = activation necessary

Parking sensor switch-off      • = automatic  
○ = activation necessary  
S = by switch in vehicle

Trailer stabilisation activated      • = automatic  
○ = activation necessary

Constant power      • = standard

No mention = function not supported/activated

## Fitting times

Towbar fitting time:

A	1-1,5 hours
B	1,5 – 2 hours
C	2 – 2,5 hours
D	2,5 – 3 hours
#	> 3 hours

Wiring kit fitting time:

E	<0.5 hour
F	0.5 – 1 hour
G	1 – 1.5 hours
H	> 1.5 hours
U	Universal kit

All-in-one price code: cost of towbar + wiring kit + fitting



## LEGEND

### About Thule

The Thule brand was established in Sweden in 1942. Today Thule is a premium brand used all over the world. Under the slogan **Safe. Easy. In Style**, Thule offers a wide range of accessories for transporting equipment safely, simply and in style.

Roof carriers, carriers for bikes and water sports, cargo carriers, equipment for recreational vehicles, trailers (horses, boats etc.) for an active lifestyle, snow chains and even bags and cases are just some examples of the current Thule range of products.

Thule is the largest brand within the Thule group.

For more information: [www.thule.com](http://www.thule.com)



#### Ordering service

Telephone +31 (0) 522 469 555  
Fax +31 (0) 522 469 788  
E-mail [sales.ttsnl@thule.com](mailto:sales.ttsnl@thule.com)

#### Fitting support

Telephone +31 (0) 522 469 555  
Fax +31 (0) 522 469 788  
E-mail [aftersales.ttsnl@thule.com](mailto:aftersales.ttsnl@thule.com)

Thule Towing Systems BV  
P.O. Box 24, 7950 AA Staphorst, The Netherlands  
T +31 (0) 522 469 555  
F +31 (0) 522 469 788  
E [sales.ttsnl@thule.com](mailto:sales.ttsnl@thule.com)  
I [www.thule.com](http://www.thule.com)



» PART OF THULE GROUP

[www.thule.com](http://www.thule.com)

**THULE**<sup>®</sup>  
SWEDEN